



*All Breed Open*  
**MAKIN' A  
SPLASH**

JUNE 20-21, 2026

**SHOW PATTERNS**

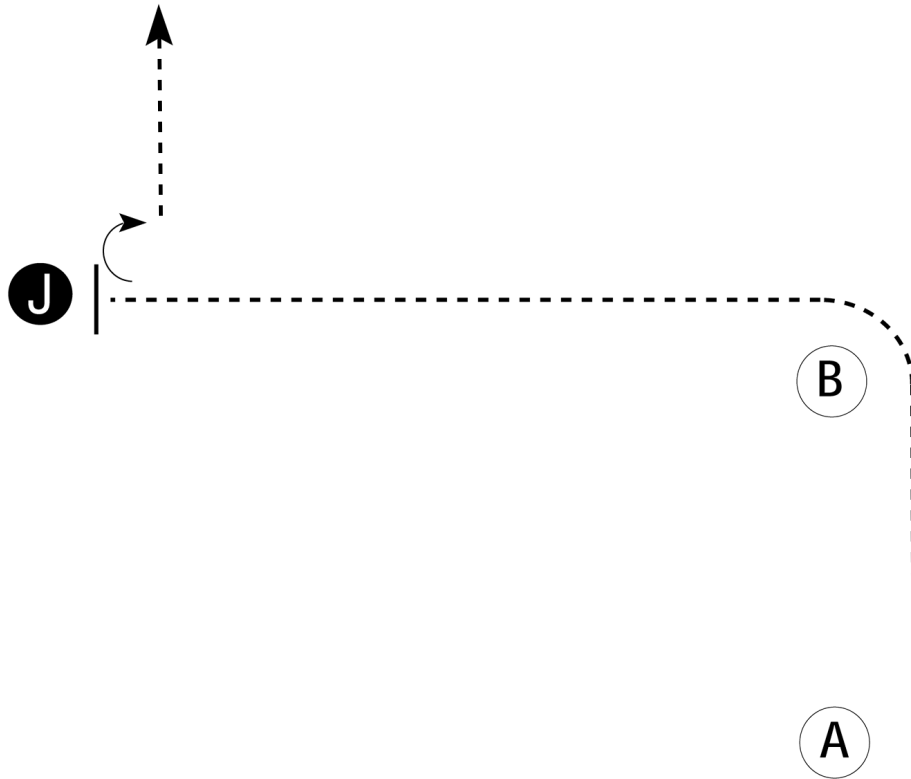
# WPOAC Makin' A Splash All Breed Open Show

## Showmanship Leadline 6 & Under (Walk Only)

Show Date: 06-20-2026

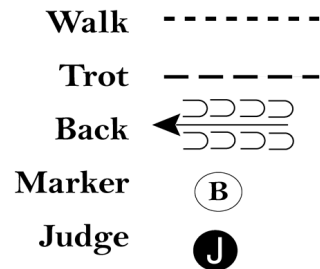
www.HorseShowPatterns.com

www.HorseShowPatterns.com



Be ready at A.

1. Walk from A to B.
2. At B, walk to judge.
3. Stop and set up for inspection.
4. When dismissed, turn 90 degrees and walk away from judge.
5. Follow the instructions of the ring steward.



[S/WT-12]

Pattern Provided by:  
*The Judges*



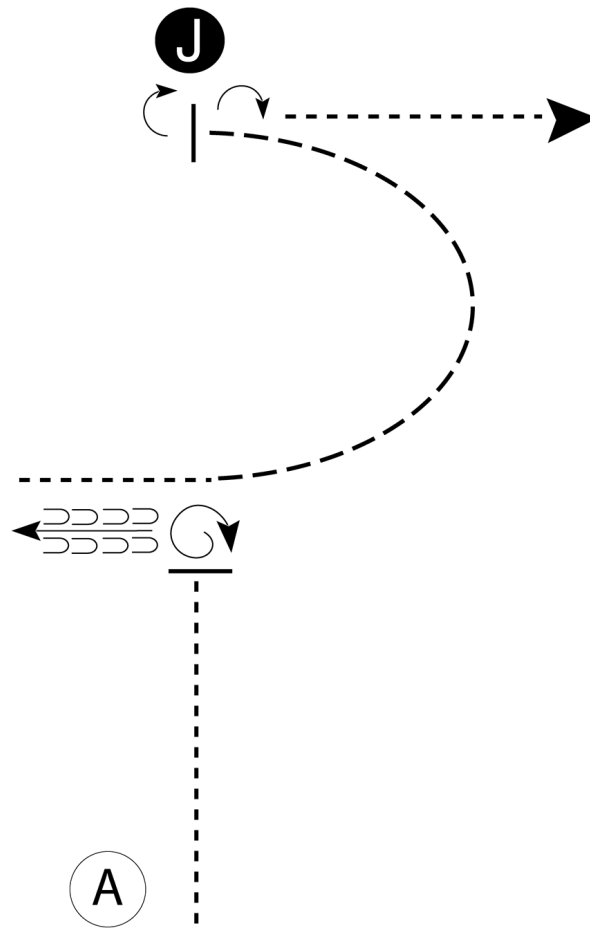
# WPOAC Makin' A Splash All Breed Open Show

Showmanship Non-Pro W/T/C, 19 & Over W/T/C, 14-18, 10-13

Show Date: 06-20-2026

www.HorseShowPatterns.com

www.HorseShowPatterns.com



Be ready at A.

1. When acknowledged, walk half way to Judge.
2. Stop and perform a 1/4 turn.
3. Back approximately one horse length.
4. Walk until even with Judge.
5. Trot in a half circle until even with Judge.
6. Perform a 1/4 turn, stop and set up for inspection.
7. When dismissed, perform a 1/4 turn and walk straight away from Judge.

Follow the instructions of your ring steward.

- Walk -----  
Trot - - - - -  
Back ← ⊞ ⊞ ⊞  
Marker (B)  
Judge (J)

[S/3-80]

Pattern Provided by:  
*The Judges*

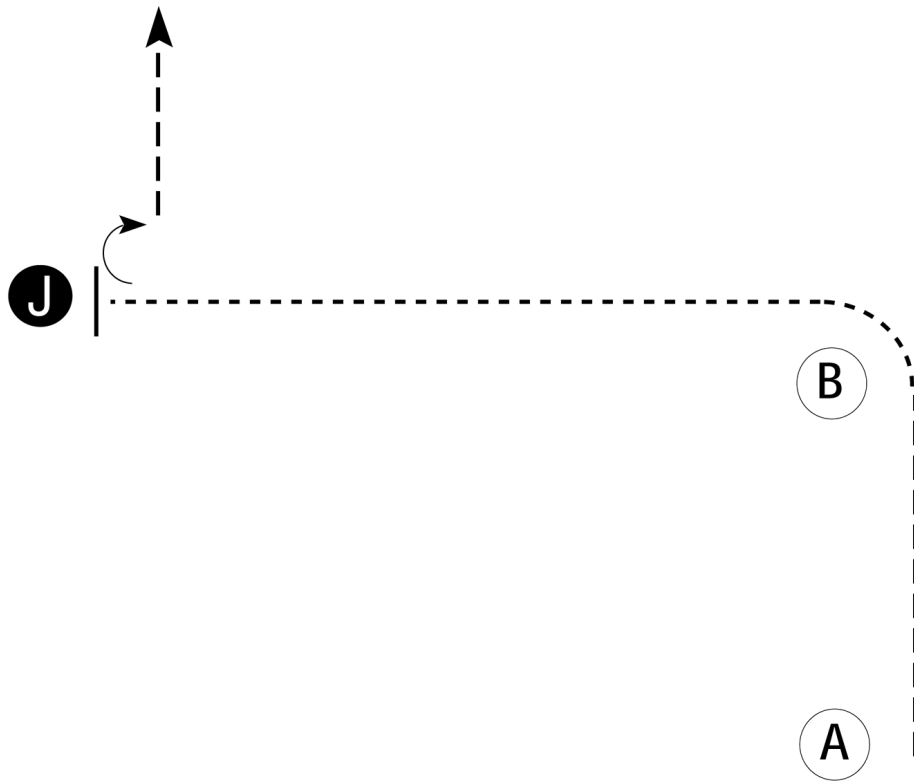
# WPOAC Makin' A Splash All Breed Open Show

## Showmanship 9 & Under

Show Date: 06-20-2026

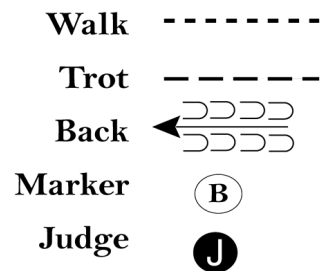
www.HorseShowPatterns.com

www.HorseShowPatterns.com



Be ready at A.

1. Trot from A to B.
2. At B, walk to judge.
3. Stop and set up for inspection.
4. When dismissed, turn 90 degrees and trot away from judge.
5. Follow the instructions of your ring steward.



[S/WT-12]

Pattern Provided by:  
*The Judges*

# WPOAC Makin' A Splash All Breed Open Show

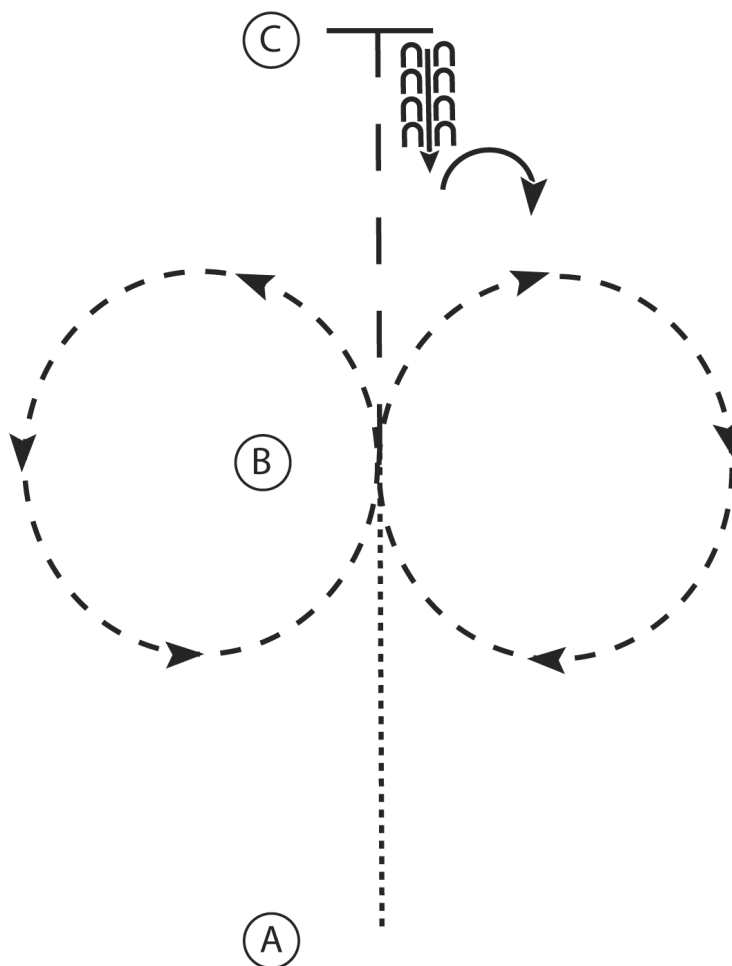
## All Huntseat Equitation W/T Classes

Non-Pro W/T, 19 & Over W/T, 18 & Under W/T, 9 & Under W/T

Show Date: 06-20-2026

www.HorseShowPatterns.com

www.HorseShowPatterns.com



1. Walk A to B
2. Sitting trot circle to the right
3. Posting trot circle to the left
4. At B extend the trot to C
5. Stop at C and back 4 steps
6. Perform a 90 degree turn to the right

Walk	.....
Trot	-----
Extended Trot	-----
Canter	—————
Leg Yield	
Lead Change	↘
Back	←←←←
Marker	(B)
Sidepass	←-----→

[HSE/WT-1]

Pattern Provided by:  
*The Judges*

# WPOAC Makin' A Splash All Breed Open Show

## All Huntseat Equitation W/T/C Classes

Non Pro W/T/C, 19 & Over W/T/C, 14-18, 10-13

Show Date: 06-20-2026

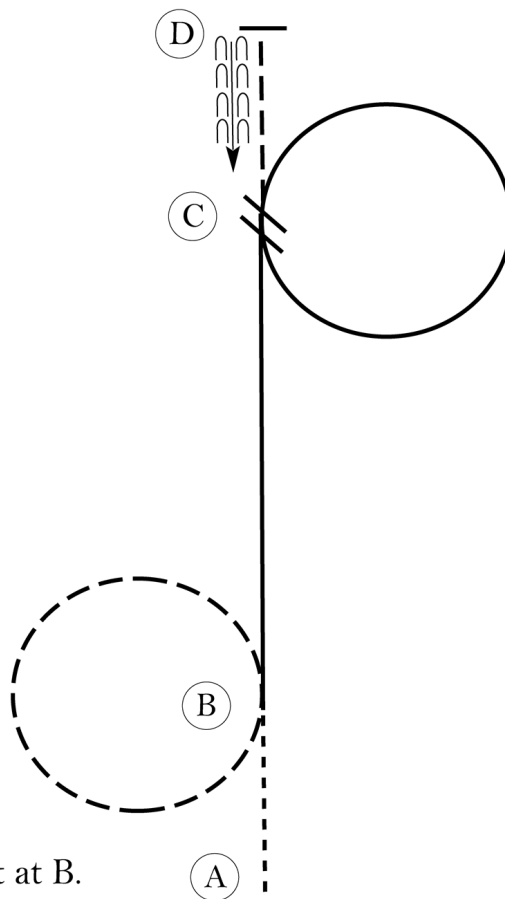
www.HorseShowPatterns.com

www.HorseShowPatterns.com

Be ready before A.

1. Walk A to B.
2. Posting trot a circle to the left at B.
3. Canter on the left lead to C.
4. Perform a simple lead change at C.
5. Canter a circle to the right at C.
6. Posting trot on the left diagonal to D.
7. Stop at D and back approximately one horse length.

Follow the instructions of your ring steward.



Walk	-----
Trot	- - - - -
Extended Trot	— — — —
Canter	—————
Leg Yield	
Lead Change	— / —
Back	←←←←←
Marker	⊙
Sidepass	← - - - - →
Hand Gallop	— — — —

[HSE/2-42]

Pattern Provided by:  
*The Judges*

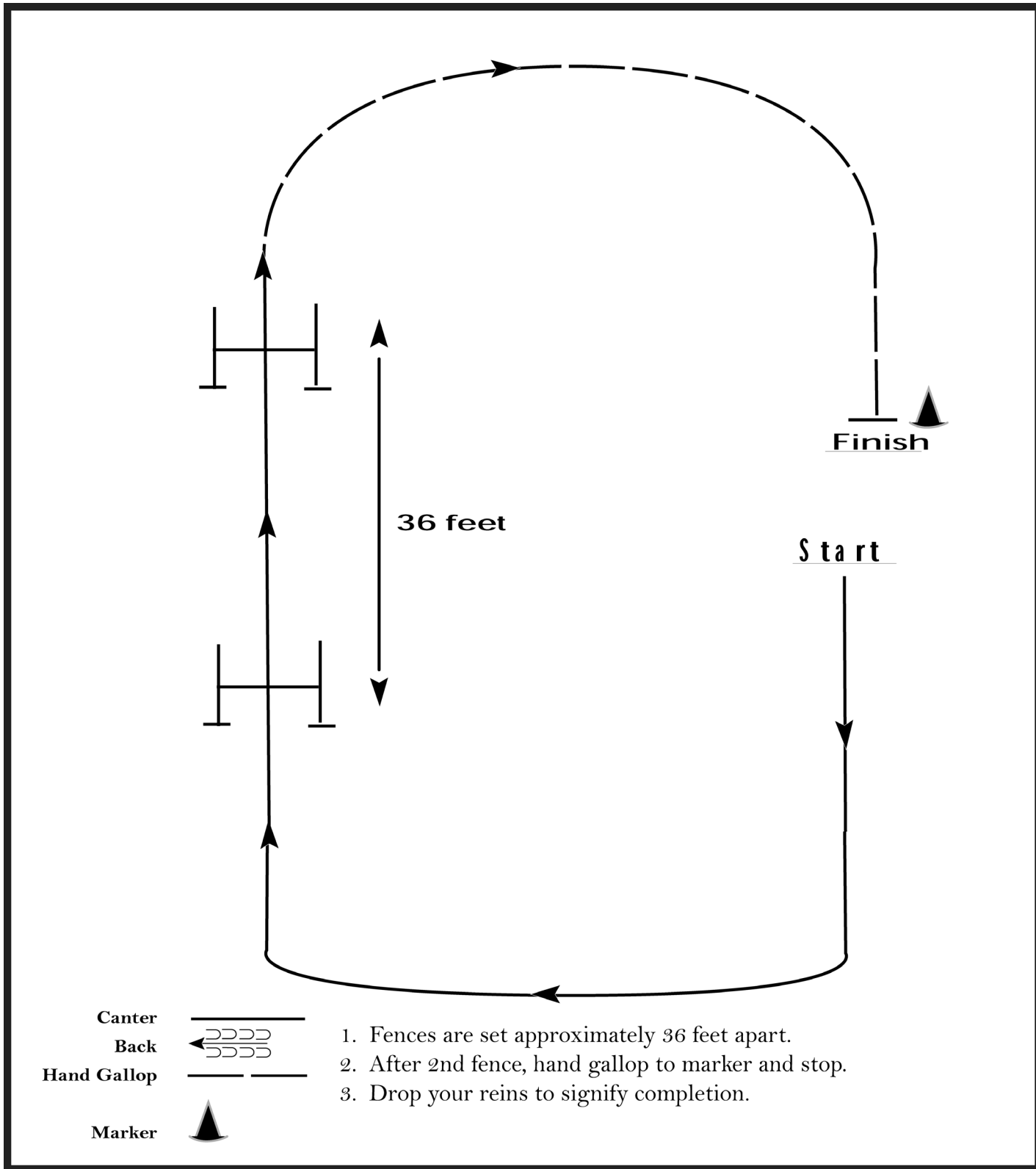
# WPOAC Makin' A Splash All Breed Open Show

All Hunter Hack Classes; 14-18, 10-13, 9 & Under

Show Date: 06-20-2026

www.HorseShowPatterns.com

www.HorseShowPatterns.com



Canter  
Back  
Hand Gallop  
Marker

1. Fences are set approximately 36 feet apart.
2. After 2nd fence, hand gallop to marker and stop.
3. Drop your reins to signify completion.

[HH/36-1]

Pattern Provided by:  
*The Judges*

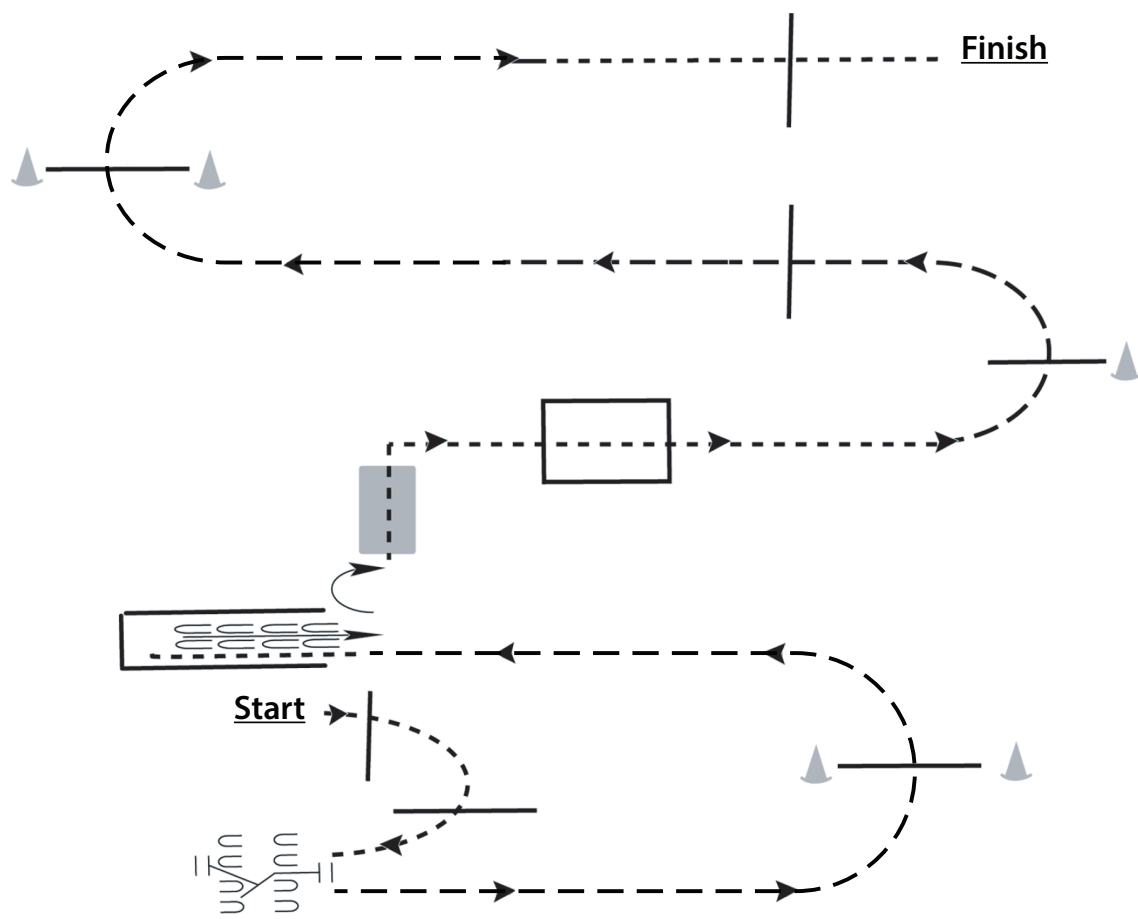
# WPOAC Makin' A Splash All Breed Open Show

## All Trail In-Hand & W/J Classes

Show Date: 06-21-2026

www.HorseShowPatterns.com

www.HorseShowPatterns.com



1. Walk over two poles to gate
2. Work gate with left hand
3. Trot over pole
4. Break to a walk and walk into chute
5. Back out of chute
6. Walk over bridge
7. Walk through box
8. Trot over poles
9. Continue trotting over second pole
10. Break to a walk and walk over final elevated pole to finish

Walk	-----
Jog	- - - - -
Extended Jog	— — — —
Lope	—————
Leg Yield	
Lead Change	— / —
Back	← ← ← ← ←
Marker	Ⓚ
Sidepass	← ← ← ← ←

[T/1-9]

Pattern Provided by:  
*The Judges*

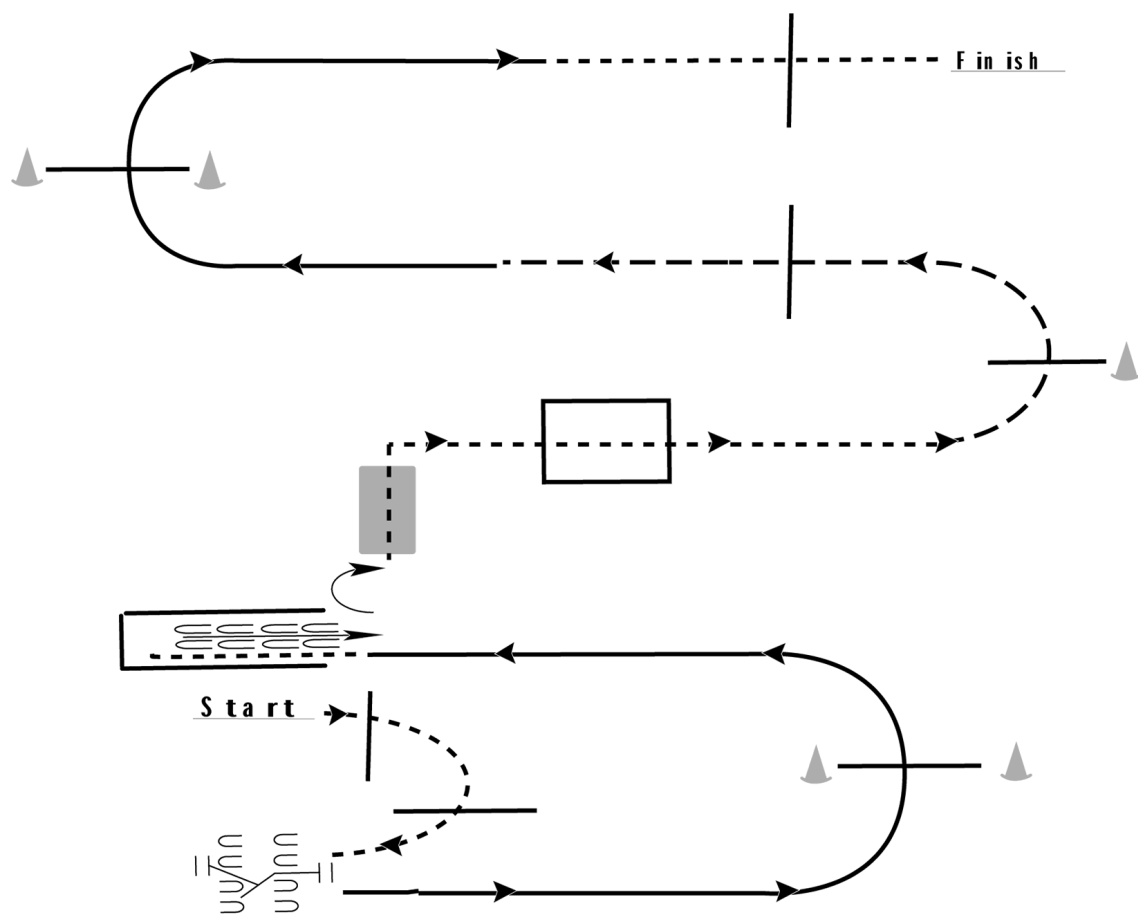
# WPOAC Makin' A Splash All Breed Open Show

## All Trail W/J/L Classes

Show Date: 06-21-2026

www.HorseShowPatterns.com

www.HorseShowPatterns.com



1. Walk over two poles to gate
2. Work gate with left hand
3. Lope on the left lead over pole
4. Break to a walk and walk into chute
5. Back out of chute
6. Walk over bridge
7. Walk through box
8. Trot over poles
9. Lope on the right lead over pole
10. Break to a walk and walk over final elevated pole to finish

Walk	-----
Jog	- - - - -
Extended Jog	— — — —
Lope	—————
Leg Yield	
Lead Change	— / —
Back	← ← ← ← ←
Marker	Ⓚ
Sidepass	← ← ← ← ←

[T/1-9]

Pattern Provided by:  
The Judges

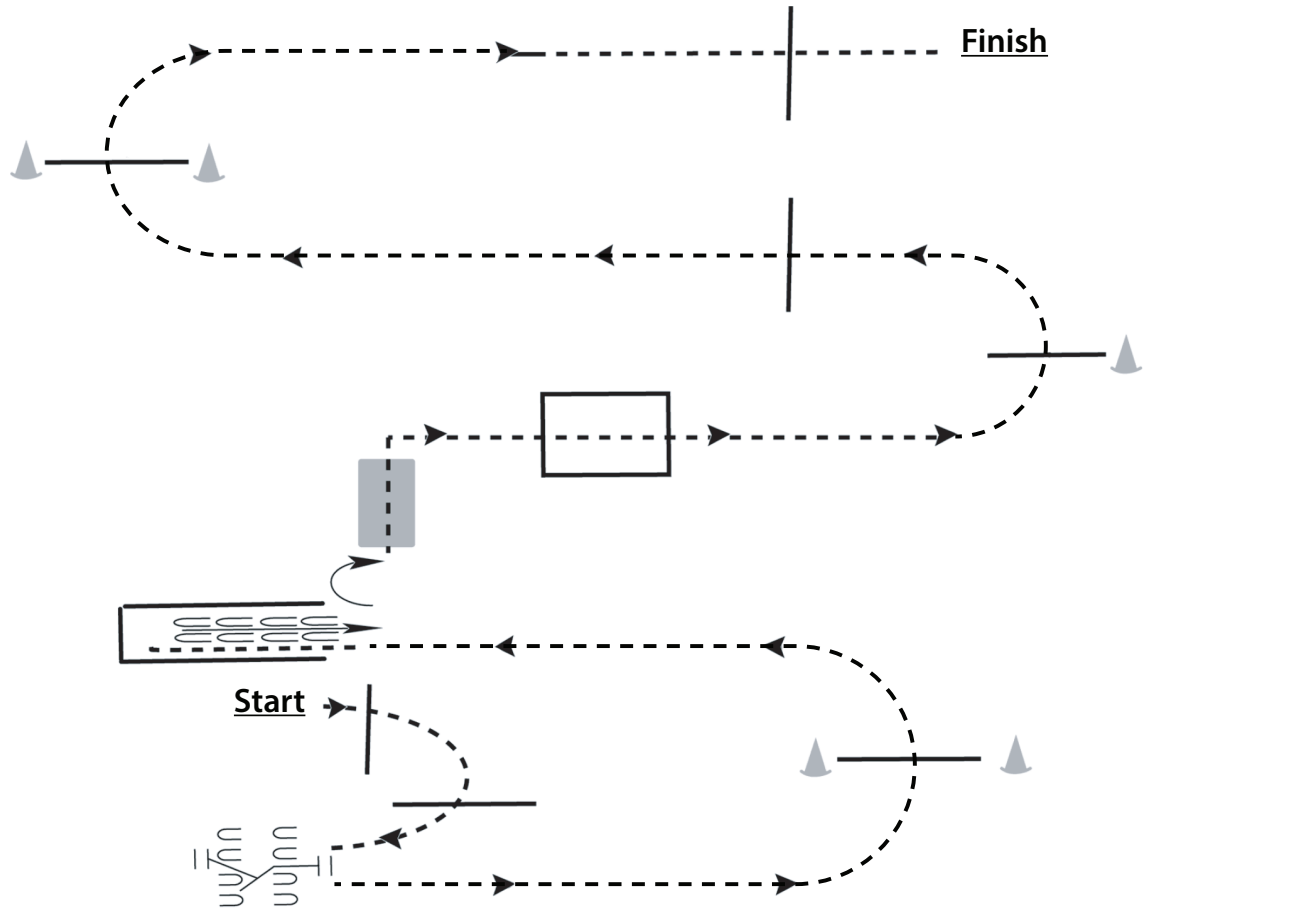
# WPOAC Makin' A Splash All Breed Open Show

## Trail Leadline 6 & Under (Walk Only)

Show Date: 06-21-2026

www.HorseShowPatterns.com

www.HorseShowPatterns.com



1. Walk over two poles to gate
2. Walk gate
3. Walk over pole
4. Continue walking and walk into chute
5. Back out of chute
6. Walk over bridge
7. Walk through box
8. Walk over poles
9. Walk over final pole to finish

Walk	-----
Jog	- - - - -
Extended Jog	— — — — —
Lope	—————
Leg Yield	
Lead Change	— / —
Back	← ← ← ← ←
Marker	Ⓚ
Sidepass	← ← ← ← ←

[T/1-9]

Pattern Provided by:  
*The Judges*

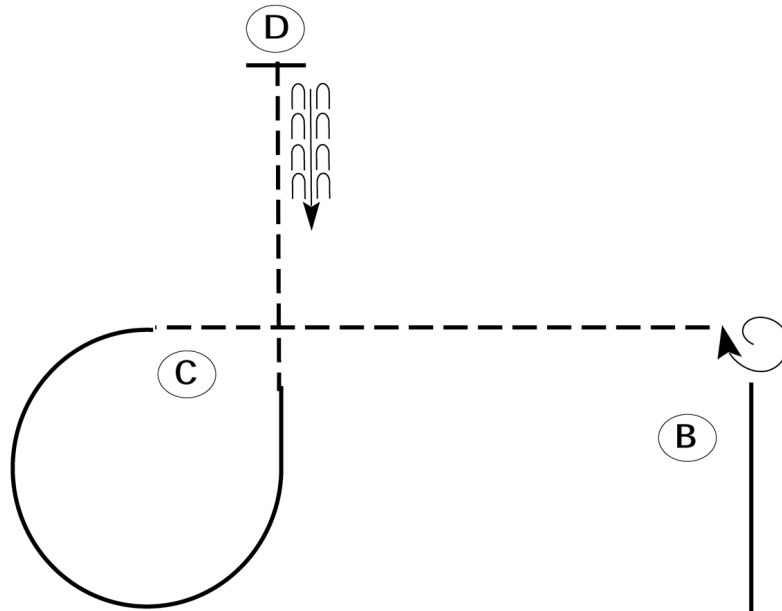
# WPOAC Makin' A Splash All Breed Open Show

Bareback Horsemanship W/T/C; 14-18, 10-13

Show Date: 06-21-2026

www.HorseShowPatterns.com

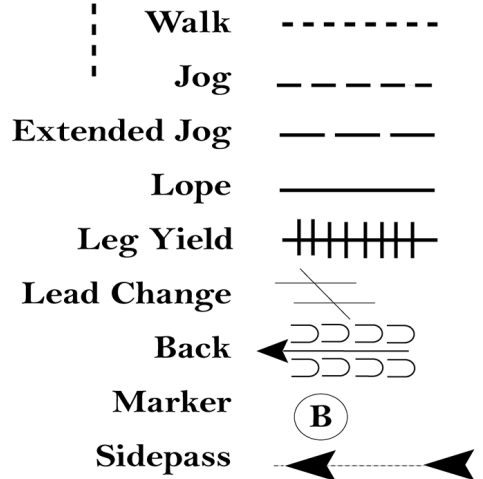
www.HorseShowPatterns.com



Be ready before A.

1. Walk to A.
2. Lope on the right lead past B.
3. Spin 3/4 turns to the right.
4. Jog from B to C.
5. Lope a circle on the left lead around C.
6. Jog from C to D.
7. Stop at D and back approximately one horse length.

Follow the instructions of your ring steward.



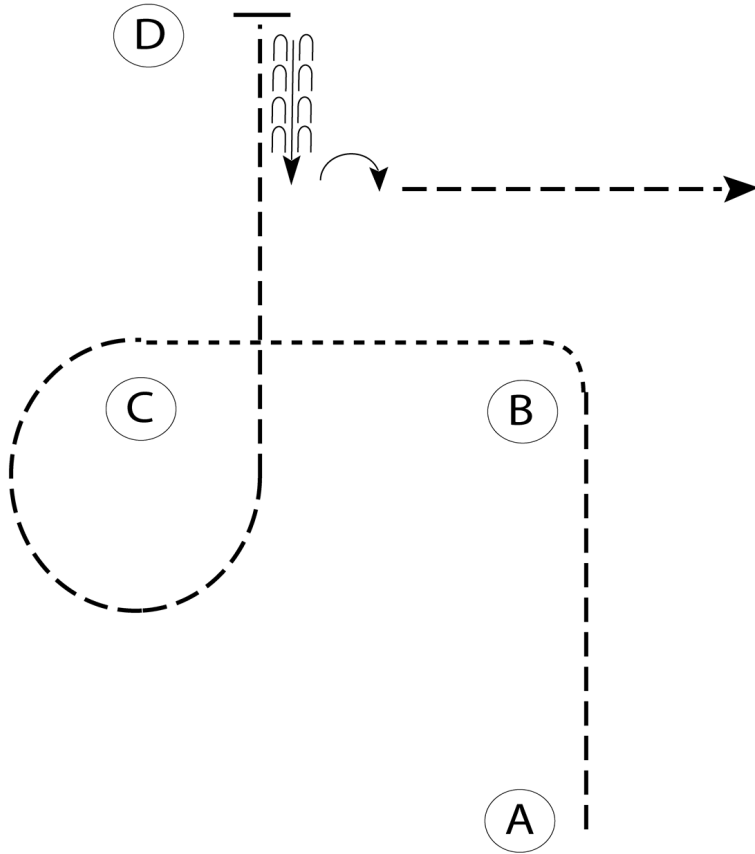
[WH/2-67]

Pattern Provided by:  
The Judges

# WPOAC Makin' A Splash All Breed Open Show

## Bareback Horsemanship W/T; 9 & Under

Show Date: 06-21-2026



Be ready at A.

1. Jog to B.
2. Walk around B to the left and to C.
3. Jog at C around to D.
4. Stop at D and back approximately one horse length.
5. Turn 90 degrees to the right on the hindquarters and jog out.

Follow the directions of your ring steward.

Walk	-----
Jog	- - - - -
Extended Jog	— — — —
Lope	—————
Lead Change	
Back	
Marker	Ⓚ

[WH/WT-78]

Pattern Provided by:  
*The Judges*

# WPOAC Makin' A Splash All Breed Open Show

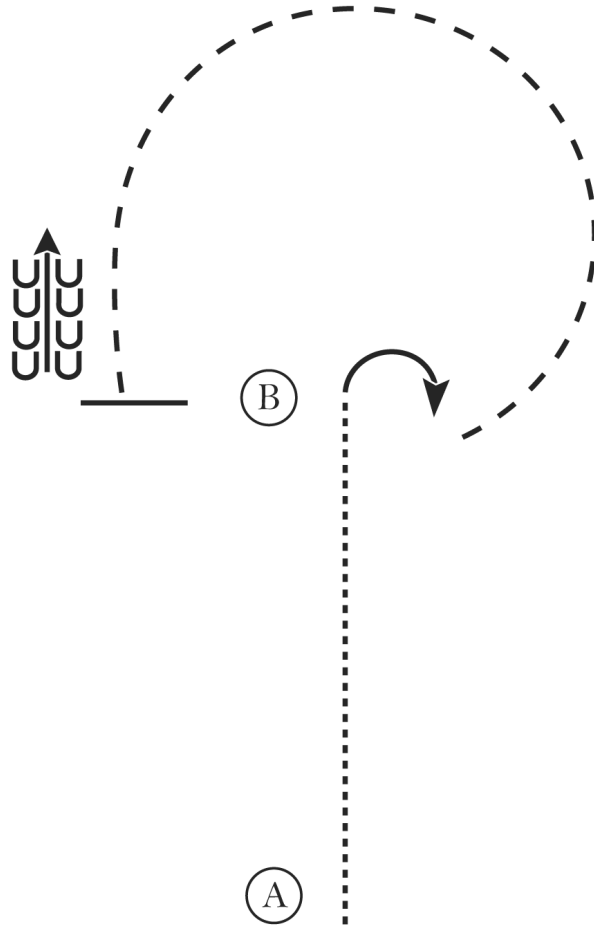
## All Western Horsemanship W/J Classes

Non-Pro W/J, 19 & Over W/J, 18 & Under W/J, 9 & Under W/J

Show Date: 06-21-2026

www.HorseShowPatterns.com

www.HorseShowPatterns.com



1. Walk A to B.
2. At B perform a 90 degree turn to the right.
3. Jog a circle around B.
4. At B stop and back 4 steps.

Exit at a jog.

Walk	.....
Jog	-----
Extended Jog	- - - - -
Lope	—————
Leg Yield	
Lead Change	↘ ↙
Back	← ← ← ←
Marker	(B)
Sidepass	←-----→

[WH/WT-7]

Pattern Provided by:  
*The Judges*

# WPOAC Makin' A Splash All Breed Open Show


## All Western Horsemanship W/J/L Classes

Non Pro W/J/L, 19 & Over W/J/L, 14-18, 10-13

Show Date: 06-21-2026

www.HorseShowPatterns.com

www.HorseShowPatterns.com



1. Walk A to B.
2. At B lope on the right lead to C.
3. At C perform a lead change and continue on the left lead around C.
4. Stop at C.
5. Perform a 180 degree turn to the right.
6. Extend the jog around C.
7. Stop at D and back 4 steps.

Walk	.....
Jog	- - - - -
Extended Jog	— — — — —
Lope	—————
Leg Yield	
Lead Change	— / —
Back	← U U U U
Marker	(B)
Sidepass	← - - - - →

[WH/2-1]

Pattern Provided by:  
*The Judges*

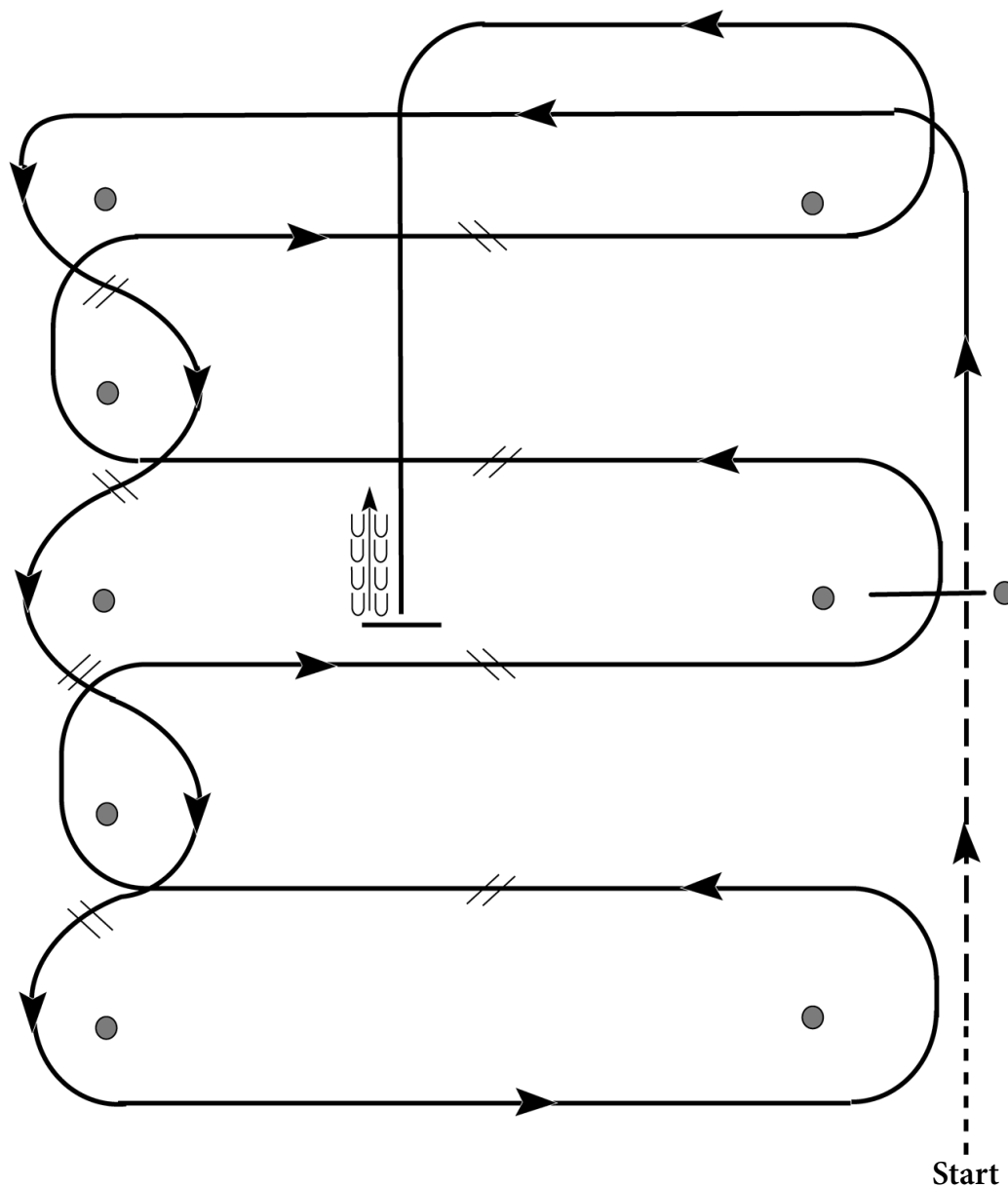
# WPOAC Makin' A Splash All Breed Open Show

All Western Riding Classes; 14-18, 10-13, 9 & Under

Show Date: 06-21-2026

www.HorseShowPatterns.com

www.HorseShowPatterns.com



1. Walk at least 15' to first marker and jog over log.
2. Transition to left lead and lope around end.
3. First line change.
4. Second line change.
5. Third line change.
6. Fourth line change.
7. First crossing change.
8. Second crossing change.
9. Lope over log.
10. Third crossing change.
11. Fourth crossing change.
12. Lope up the center, stop and back.

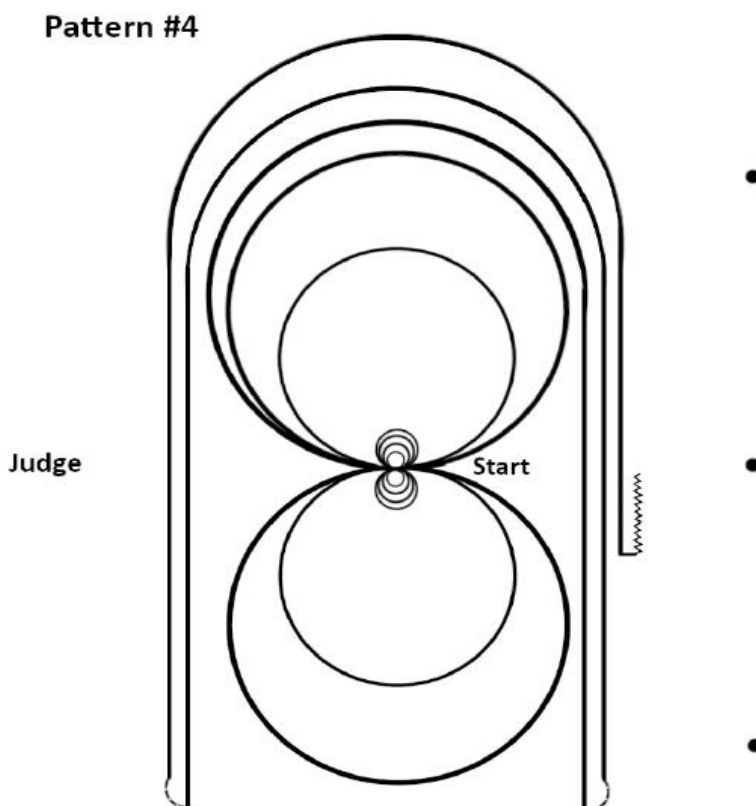
[WR/OP-1]

Pattern Provided by:  
*The Judges*

# WPOAC Makin' A Splash All Breed Open Show

Reining; 19 & Over, 14-18, 10-13

Show Date: 06-21-2026



Begin at the center of the arena, facing the left wall or fence.

1. Complete 4 spins to the right.
2. Complete 4 spins to the left.
3. Starting to the right, complete a small figure 8 at a slow lope.
4. Complete a large figure 8 at a fast lope.
5. Change leads at the center of the arena, and begin a large circle to the right, but do not close the circle. Run down the right side of the arena staying at least 20' from the wall or fence, past the end marker, and do a left rollback, no hesitation.
6. Lope up the right side of the arena, circle the top of the arena and, staying at least 20' from the wall or fence, run down the left side of the arena, past the end marker, and do a right rollback, no hesitation.
7. Lope up the left side of the arena, circle the top of the arena and, staying at least 20' from the wall or fence, run down the right side of the arena, past the center marker, and do a sliding stop.
8. Back to the center marker. Hesitate to demonstrate completion of the pattern.
9. Walk to the judge for inspection and dismissal.

**Pattern Provided by:**

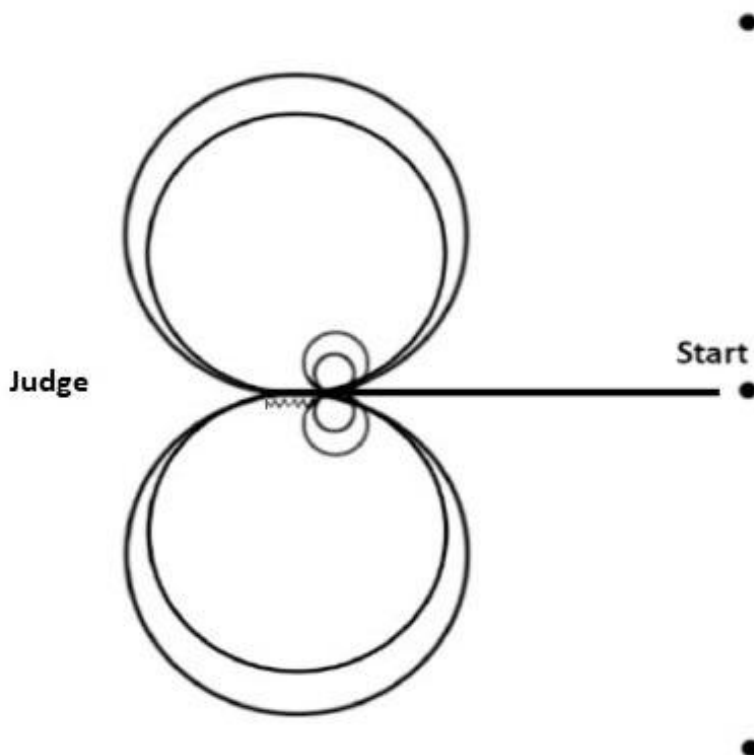
*The Judges*

# WPOAC Makin' A Splash All Breed Open Show

## Reining 9 & Under

Show Date: 06-21-2026

Pattern #5



Begin at the center marker along the right side of the arena, facing the left wall or fence.

1. Lope 2 small circles to the right.
2. Change leads at the center of the arena (simple or flying lead change).
3. Lope 2 small circles to the left.
4. Stop in the middle of the arena and back at least 4 steps.
5. Complete 2 spins to the right.
6. Complete 2 spins to the left.
7. Walk to the judge for inspection and dismissal.

**Pattern Provided by:**  
*The Judges*

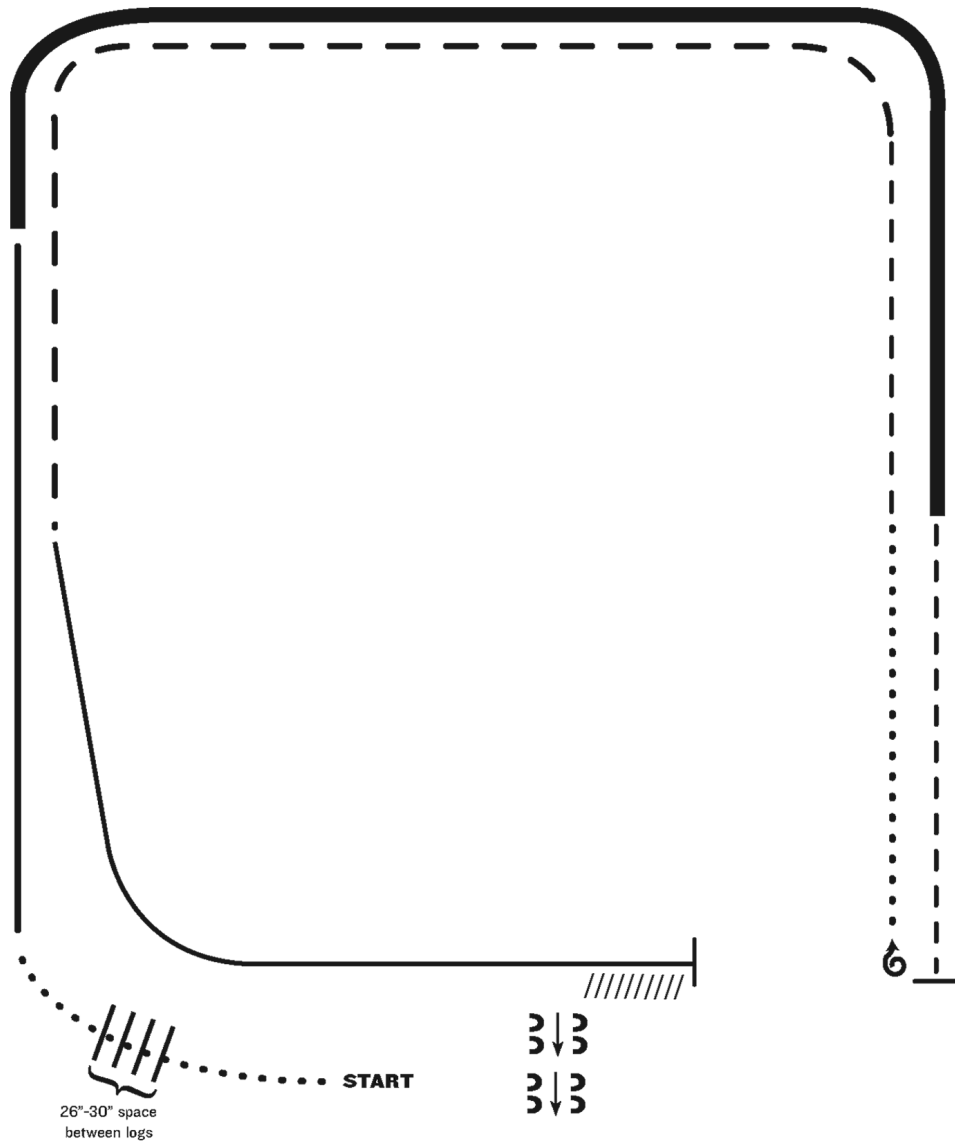
# WPOAC Makin' A Splash All Breed Open Show

All Ranch Riding W/T/L Classes; 19 & Over, 18 & Under

Show Date: 06-21-2026

www.HorseShowPatterns.com

www.HorseShowPatterns.com



- |                                   |                     |
|-----------------------------------|---------------------|
| 1. Walk                           | 7. Walk             |
| 2. Walk over logs                 | 8. Trot             |
| 3. Lope right lead                | 9. Extended trot    |
| 4. Extended lope; right lead      | 10. Lope left lead  |
| 5. Trot                           | 11. Stop and back   |
| 6. Stop; 1 1/2 turns to the right | 12. Side pass right |

Note: The drawn description of this pattern is only intended for the general depiction of the pattern. Exhibitors should utilize the arena space to best exhibit their horses.

[RR/AQHA-6]

Pattern Provided by:  
*The Judges*

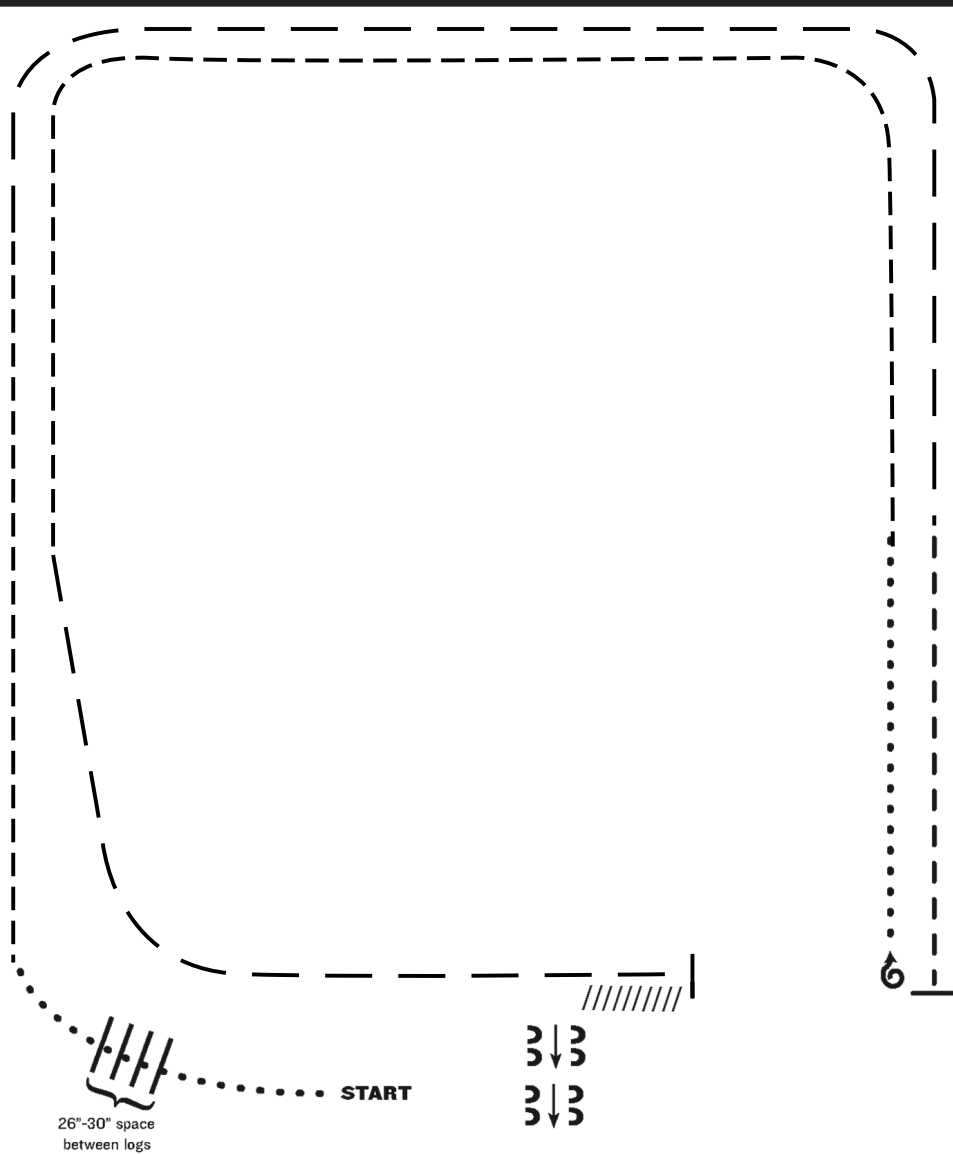
# WPOAC Makin' A Splash All Breed Open Show

All Ranch Riding W/T Classes; 19 & Over, 18 & Under

Show Date: 06-21-2026

www.HorseShowPatterns.com

www.HorseShowPatterns.com



1. Walk
2. Walk over logs
3. Trot
4. Extended trot
5. Trot
6. Stop; 1 1/2 turns to the right

7. Walk
8. Trot
9. Extended trot
11. Stop and back
12. Side pass right

Note: The drawn description of this pattern is only intended for the general depiction of the pattern. Exhibitors should utilize the arena space to best exhibit their horses.

[RR/AQHA-6]

Pattern Provided by:  
*The Judges*