



*All Breed Open*

# MAY MADNESS

MAY 23-24, 2026

# SHOW PATTERNS

Updated April 29, 2026

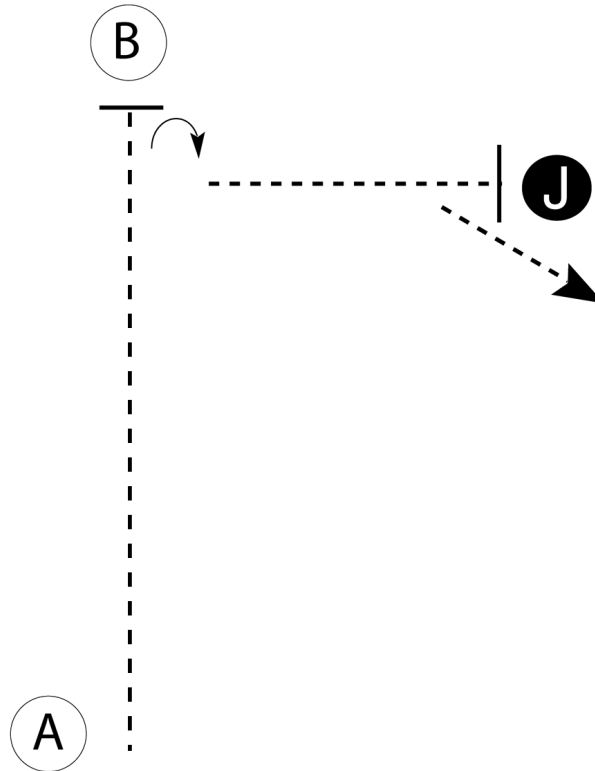
# WPOAC May Madness All Breed Open Show

## Showmanship Leadline 6 & Under (Walk Only)

Show Date: 05-23-2026

W W W . H O R S E S H O W P A T T E R N S . C O M

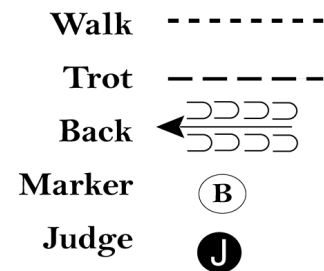
W W W . H O R S E S H O W P A T T E R N S . C O M



Be ready at A.

1. Walk to B.
2. Stop and perform a 1/4 turn.
3. Walk to the judge.
4. Stop and set up for inspection.
5. When dismissed, turn slightly to the right and walk straight away from judge.

Follow the instructions of your ring steward.



[S/WT-52]

Pattern Provided by:  
*The Judges*

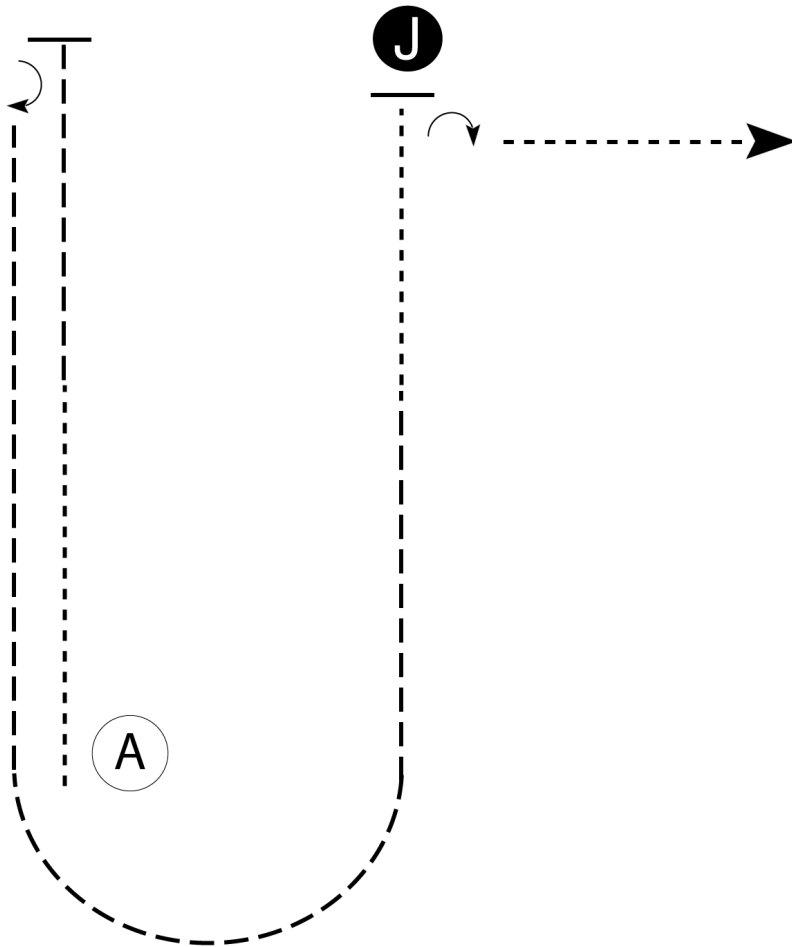
# WPOAC May Madness All Breed Open Show

Showmanship Non-Pro W/T, 19 & Over W/T, 18 & Under W/T, 9 & Under

Show Date: 05-23-2026

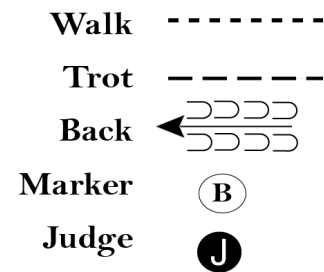
www.HorseShowPatterns.com

www.HorseShowPatterns.com



Be ready at A.

1. Walk halfway from A to judge.
  2. Trot until even with judge.
  3. Stop and perform a 180 degree turn.
  4. Trot to and around A and halfway to judge.
  5. Walk to judge.
  6. Stop and set up for inspection.
  7. When dismissed, perform a 90 degree turn.
  8. Walk straight away from judge.
- Follow the instructions of your ring steward.



[S/WT-77]

Pattern Provided by:  
*The Judges*

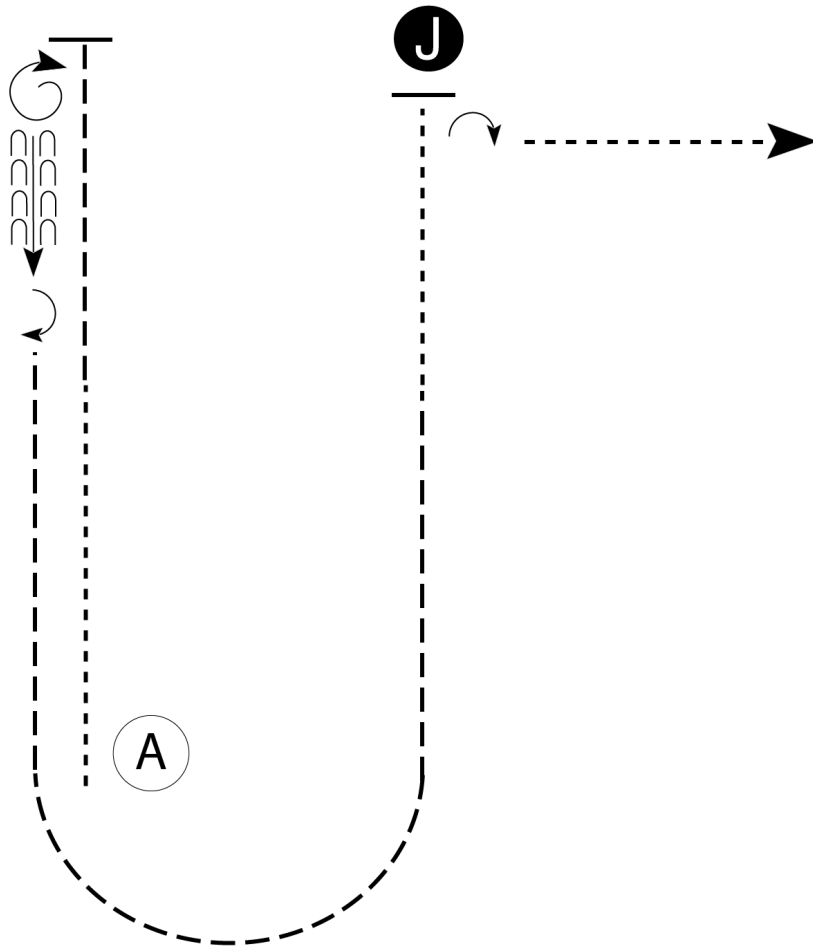
# WPOAC May Madness All Breed Open Show

Showmanship Non-Pro W/T/C, 19 & Over W/T/C, 14-18

Show Date: 05-23-2026

www.HorseShowPatterns.com

www.HorseShowPatterns.com



Be ready at A.

1. Walk halfway from A to Judge.
2. Trot until even with judge.
3. Stop and perform a 360 degree turn.
4. Back approximately two horse lengths.
5. Perform a 180 degree turn.
6. Trot to and around A and halfway to judge.
7. Walk to judge.
8. Stop and set up for inspection.
9. When dismissed, perform a 90 degree turn.
10. Walk straight away from judge.

Follow the instructions of your ring steward.

- Walk -----  
Trot -----  
Back ←-----  
Marker (B)  
Judge (J)

[S/2-77]

Pattern Provided by:  
*The Judges*

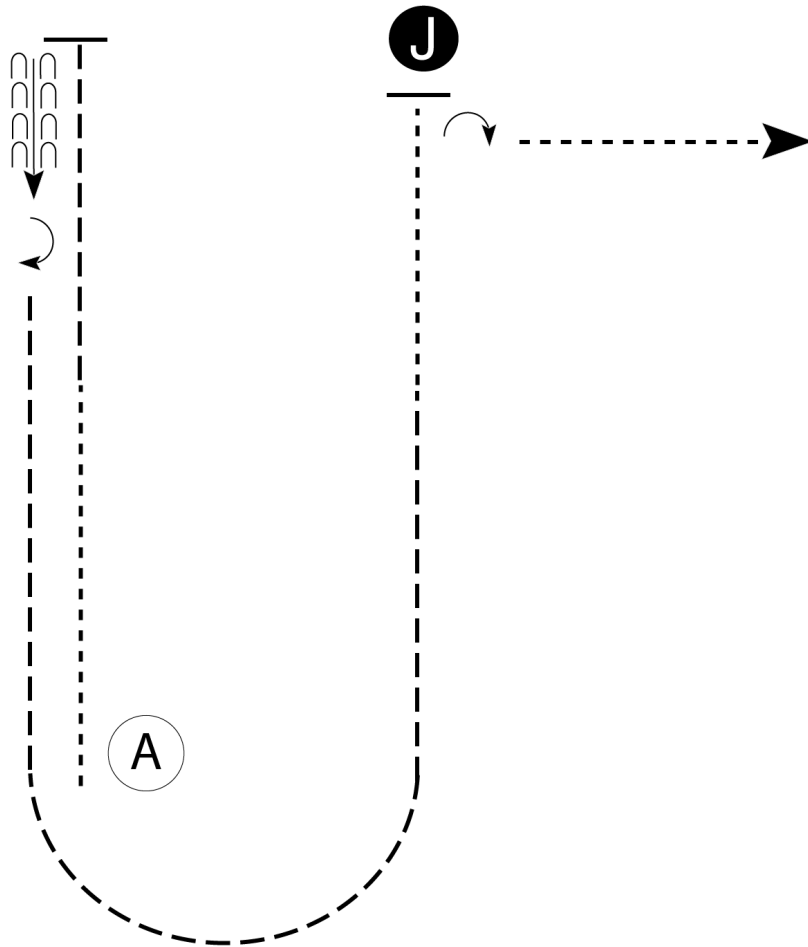
# WPOAC May Madness All Breed Open Show

## Showmanship 10-13

Show Date: 05-23-2026

www.HorseShowPatterns.com

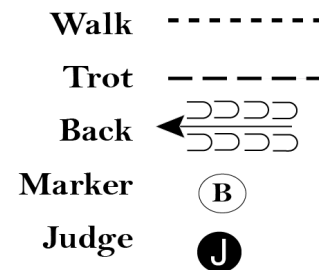
www.HorseShowPatterns.com



Be ready at A.

1. Walk halfway from A to judge.
2. Trot until even with judge.
3. Stop and back approximately two horse lengths.
4. Perform a 180 degree turn.
5. Trot to and around A and halfway to judge.
6. Walk to judge.
7. Stop and set up for inspection.
8. When dismissed, perform a 90 degree turn.
9. Walk straight away from judge.

Follow the instructions of your ring steward.



[S/1-77]

Pattern Provided by:  
*The Judges*

# WPOAC May Madness All Breed Open Show

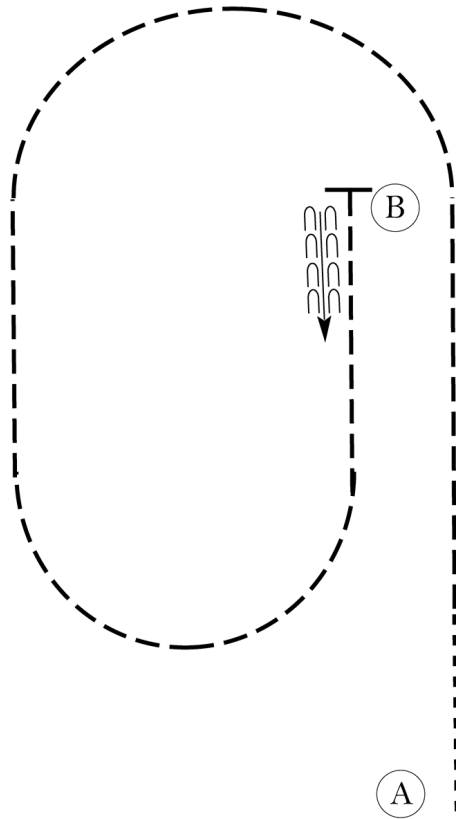
## All Huntseat Equitation W/T Classes

Non-Pro W/T, 19 & Over W/T, 18 & Under W/T, 9 & Under W/T

Show Date: 05-23-2026

W W W . H O R S E S H O W P A T T E R N S . C O M

W W W . H O R S E S H O W P A T T E R N S . C O M



Be ready at A.

1. Walk two horse lengths from A.
2. Posting trot on the left diagonal to B.
3. Change diagonals and posting trot on the right diagonal in a half circle and then in a straight line until halfway between B and A.
4. Sitting trot a half circle and then a straight line to B.
5. Stop and back approximately one horse length.

Follow the instructions of your ring steward.

Walk	-----
Trot	- - - - -
Extended Trot	— — — —
Canter	—————
Leg Yield	
Lead Change	↙ ↘
Back	← ← ← ← ←
Marker	⊙
Sidepass	← — — — →
Hand Gallop	—— — —

[HSE/WT-58]

Pattern Provided by:  
*The Judges*

# WPOAC May Madness All Breed Open Show

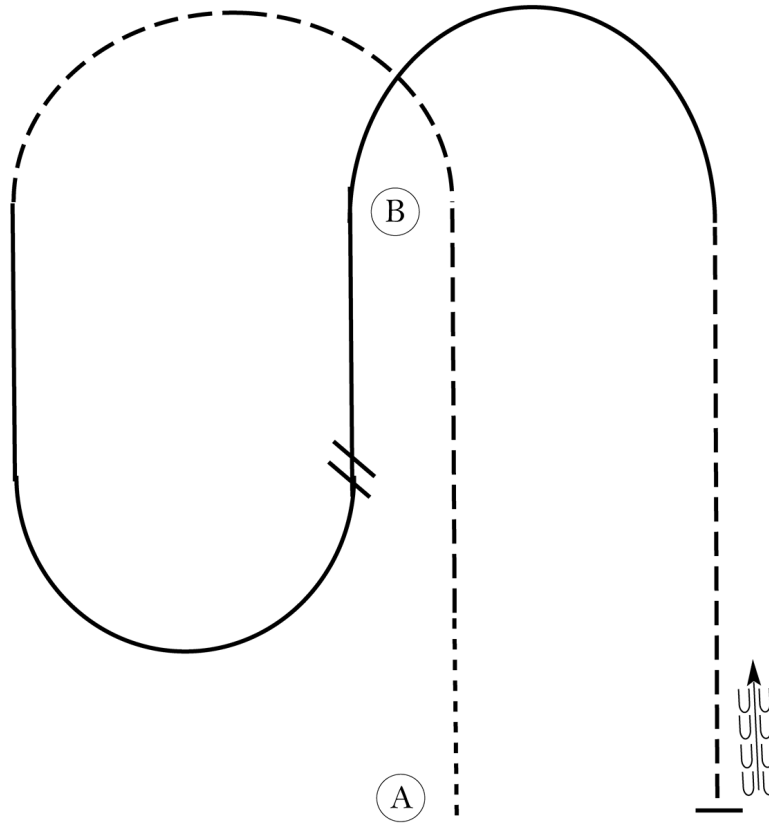
## All Huntseat Equitation W/T/C Classes

Non Pro W/T/C, 19 & Over W/T/C, 14-18, 10-13

Show Date: 05-23-2026

www.HorseShowPatterns.com

www.HorseShowPatterns.com



Be ready at A.

1. Walk two horse lengths from A.
2. Sitting trot to B.
3. Posting trot a half circle on the right diagonal until even with B.
4. Canter a straight line and then a half circle on the left lead until halfway between A and B.
5. Perform a simple lead change.
6. Canter on the right lead to B and then in a half circle until even with B.
7. Posting trot on the left diagonal until even with A.
8. Stop and back approximately one horse length.

Follow the instructions of your ring steward.

Walk	-----
Trot	- - - - -
Extended Trot	— — — —
Canter	—————
Leg Yield	
Lead Change	///
Back	←←←←←
Marker	⊙
Sidepass	←←←←←
Hand Gallop	—————

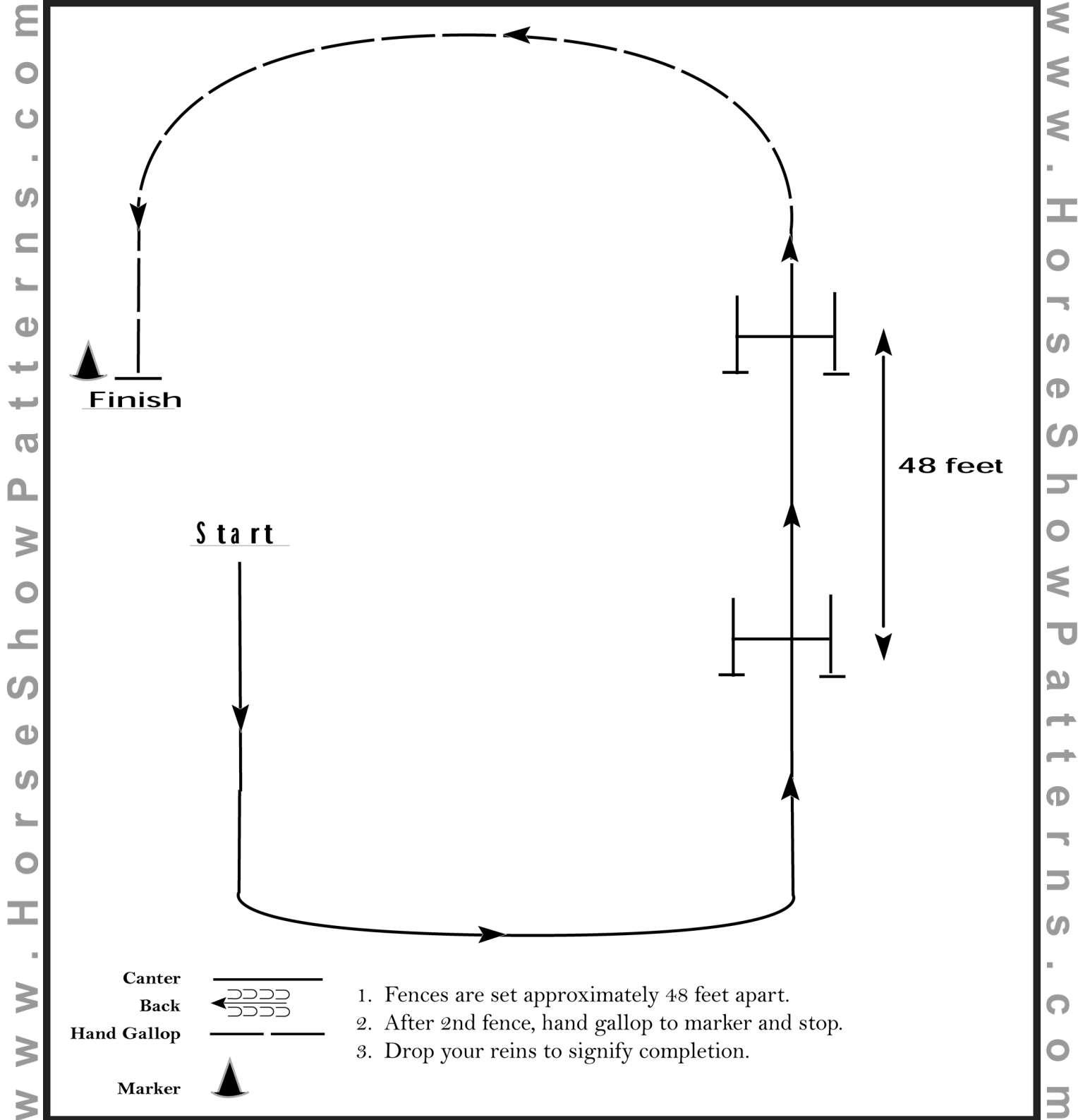
[HSE/1-58]

Pattern Provided by:  
*The Judges*

# WPOAC May Madness All Breed Open Show

All Hunter Hack Classes; 14-18, 10-13, 9 & Under

Show Date: 05-23-2026



[HH/48-5]

Pattern Provided by:  
*The Judges*

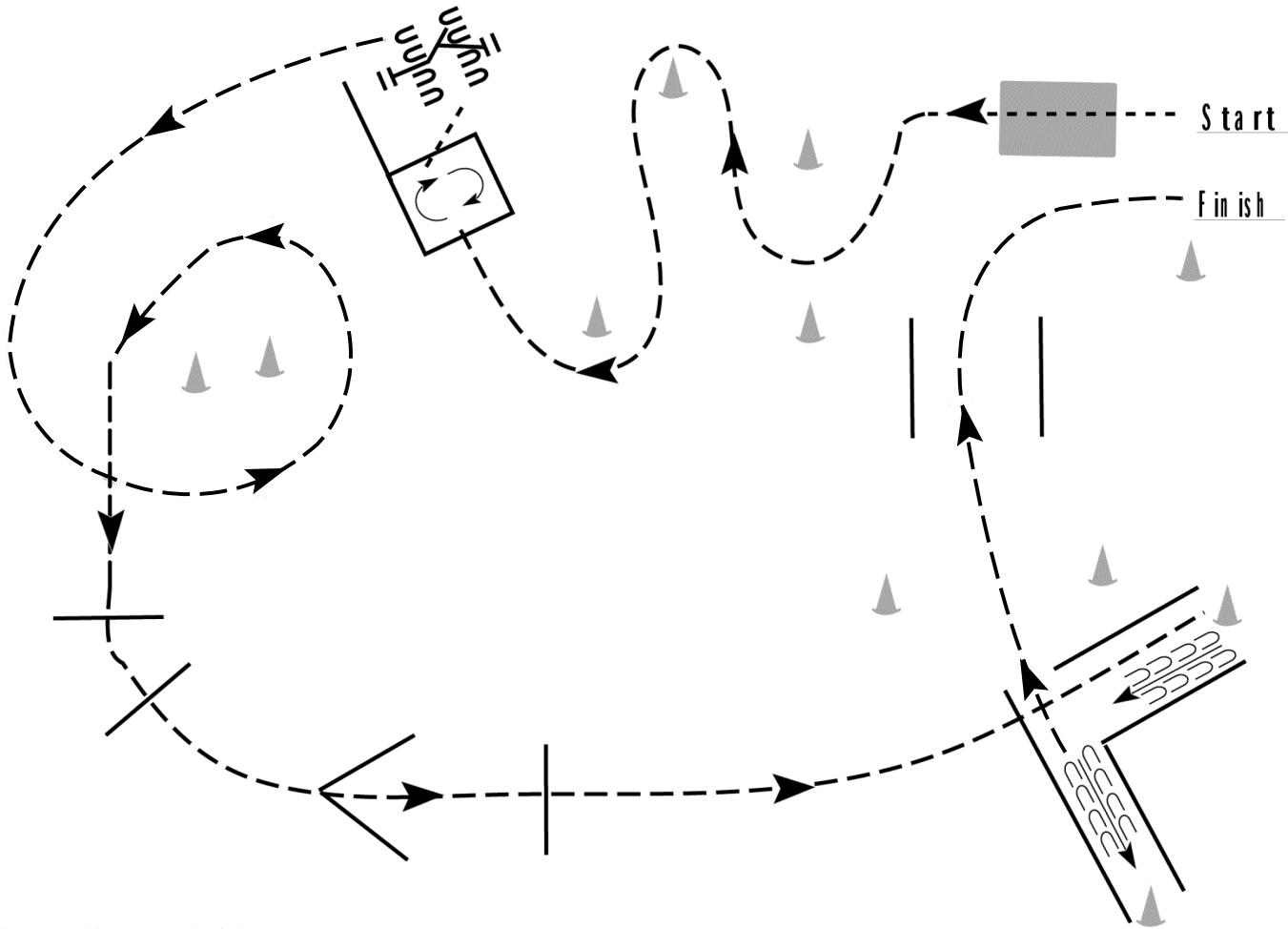
# WPOAC May Madness All Breed Open Show

## All Trail In-Hand & W/J Classes

Show Date: 05-24-2026

www.HorseShowPatterns.com

www.HorseShowPatterns.com



1. Walk over bridge.
2. Jog the serpentine and into the box as shown.
3. Turn 360 degrees to the right in the box and walk out to gate.
4. Work gate with left hand.
5. Jog around cones.
6. Jog over poles and into chute.
7. Back the L.
8. Jog to finish.

Walk	-----
Jog	- - - - -
Extended Jog	-----
Lope	—————
Leg Yield	
Lead Change	—/—
Back	←←←←←
Marker	ⓑ
Sidepass	←-----←

[T/1-29]

Pattern Provided by:  
The Judges

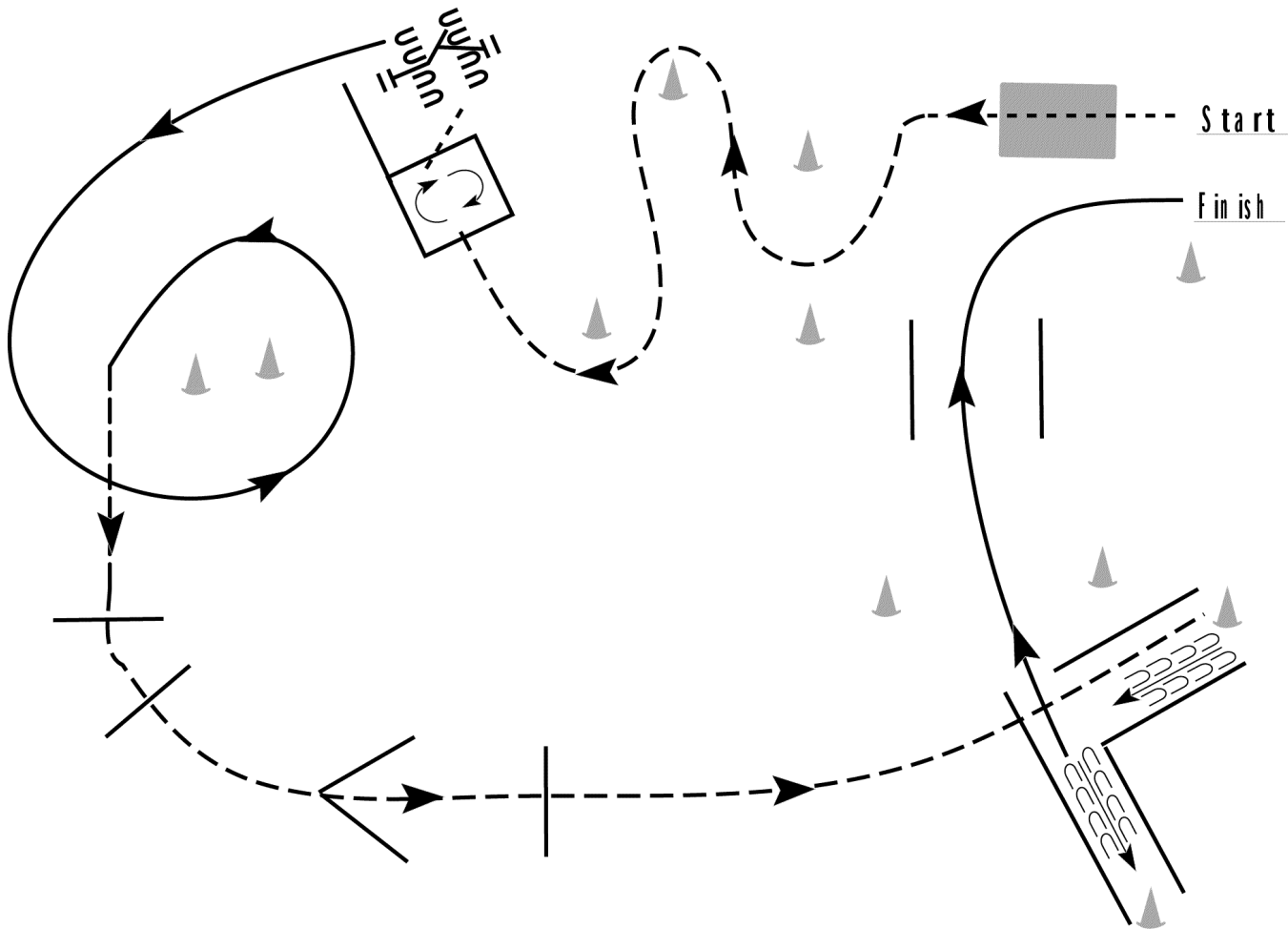
# WPOAC May Madness All Breed Open Show

## All Trail W/J/L Classes

Show Date: 05-24-2026

www.HorseShowPatterns.com

www.HorseShowPatterns.com



1. Walk over bridge.
2. Jog the serpentine and into box as shown.
3. Turn 360 degrees to the right in box and walk out to gate.
4. Work gate with left hand.
5. Lope on left lead around cones.
6. Jog over poles and into chute.
7. Back the L.
8. Lope on the right lead to finish.

Walk	-----
Jog	- - - - -
Extended Jog	-----
Lope	—————
Leg Yield	
Lead Change	—/—
Back	←←←←←
Marker	Ⓚ
Sidepass	←-----←

[T/1-29]

Pattern Provided by:  
The Judges

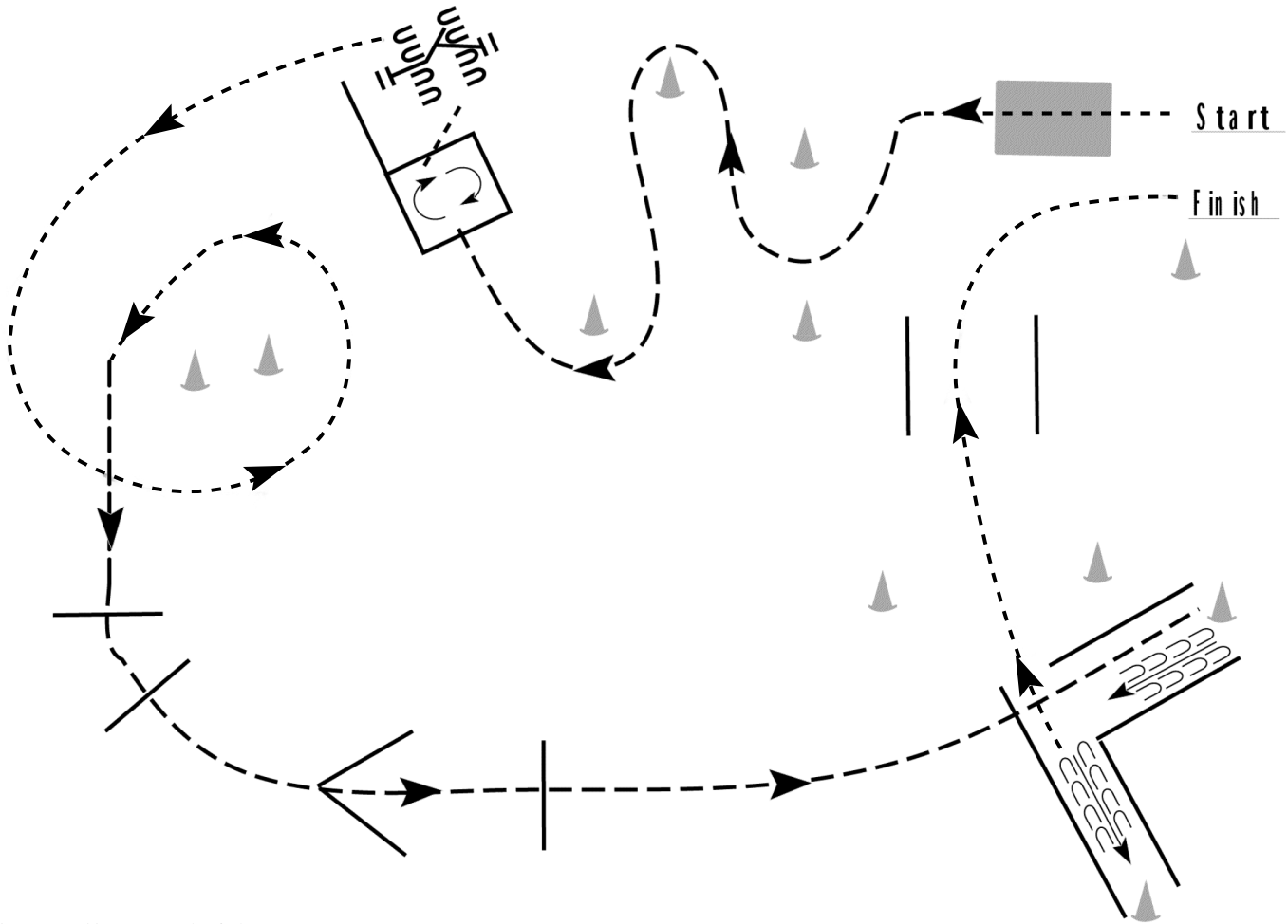
# WPOAC May Madness All Breed Open Show

## Trail Leadline 6 & Under (Walk Only)

Show Date: 05-24-2026

www.HorseShowPatterns.com

www.HorseShowPatterns.com



1. Walk over bridge.
2. Walk the serpentine and into the box as shown.
3. Turn 360 degrees to the right in the box and walk out to gate.
4. Work gate with left hand.
5. Walk around cones.
6. Walk over poles and into chute.
7. Back the L.
8. Walk to finish.

Walk	-----
Jog	- - - - -
Extended Jog	-----
Lope	—————
Leg Yield	
Lead Change	—/—
Back	←←←←←
Marker	Ⓚ
Sidepass	←-----←

[T/1-29]

Pattern Provided by:  
The Judges

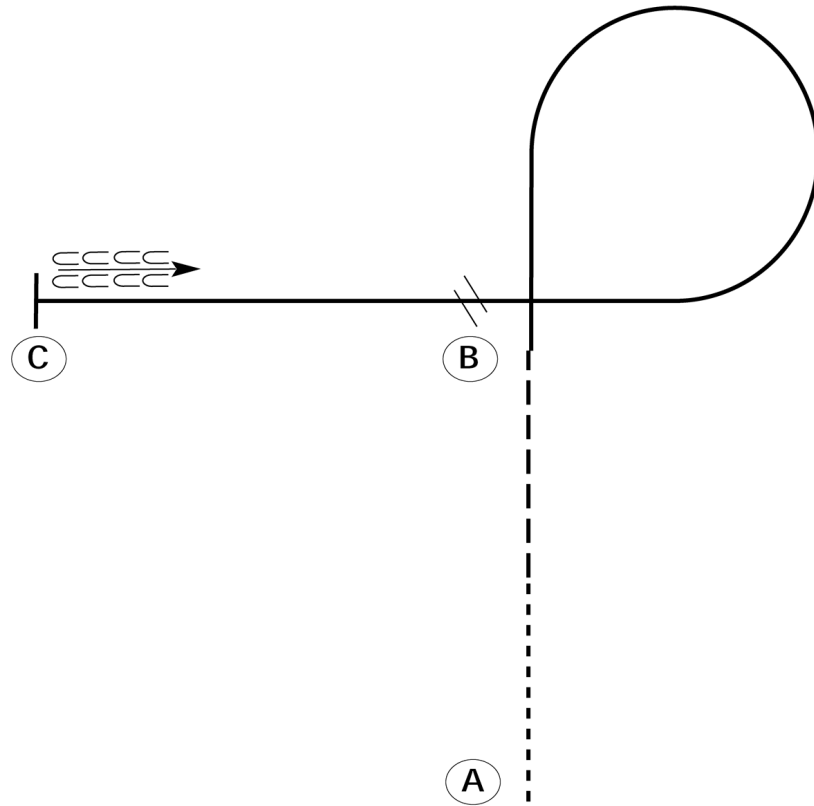
# WPOAC May Madness All Breed Open Show

Bareback Horsemanship W/T/C; 14-18, 10-13

Show Date: 05-24-2026

www.HorseShowPatterns.com

www.HorseShowPatterns.com



Be ready at A.

1. Walk from A 1/2 way to B.
2. Jog the rest of the way to B.
3. Lope a circle to the right.
4. Change leads at B.
5. Lope on the left lead to C.
6. Stop at C and back one horse length.

Retire to the rail or line up at a jog.

Walk	.....
Jog	-----
Extended Jog	- - - - -
Lope	—————
Leg Yield	
Lead Change	///
Back	←———
Marker	(B)
Sidepass	←-----→

[WH/2-25]

Pattern Provided by:  
The Judges

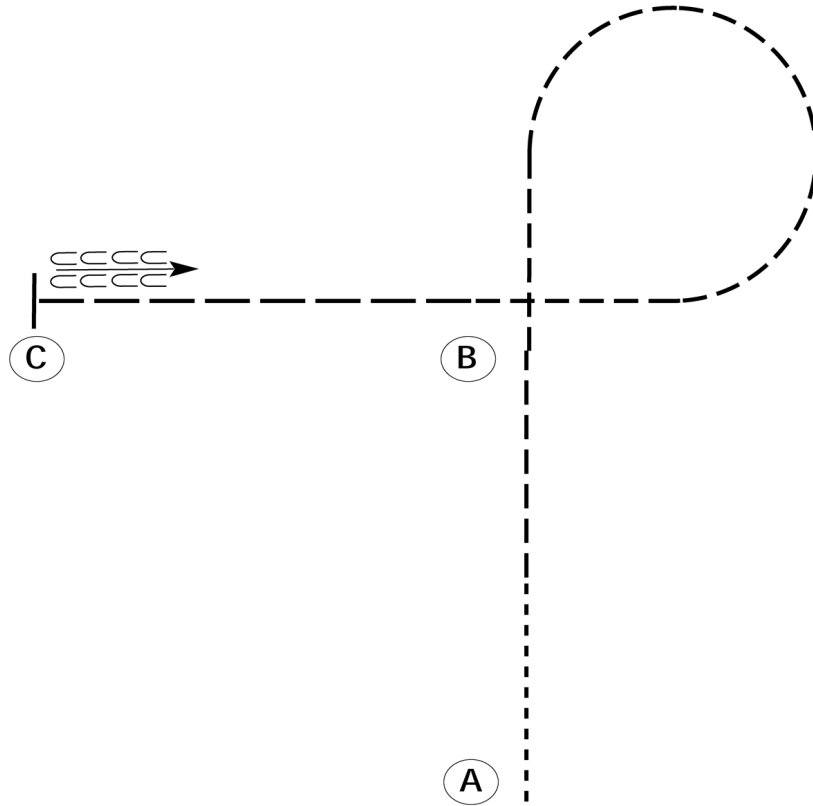
# WPOAC May Madness All Breed Open Show

## Bareback Horsemanship W/T; 9 & Under

Show Date: 05-24-2026

www.HorseShowPatterns.com

www.HorseShowPatterns.com



Be ready at A.

1. Walk from A 1/2 way to B.
2. Jog the rest of the way to B.
3. Jog a circle to the right.
4. Extend the jog from B to C.
5. Stop at C and back one horse length.

Retire to the rail or line up at a jog.

<b>Walk</b>	.....
<b>Jog</b>	-----
<b>Extended Jog</b>	- - - - -
<b>Lope</b>	—————
<b>Leg Yield</b>	
<b>Lead Change</b>	— / —
<b>Back</b>	← — — — — — — — — —
<b>Marker</b>	⊙
<b>Sidepass</b>	← — — — — →

[WH/WT-25]

Pattern Provided by:  
*The Judges*

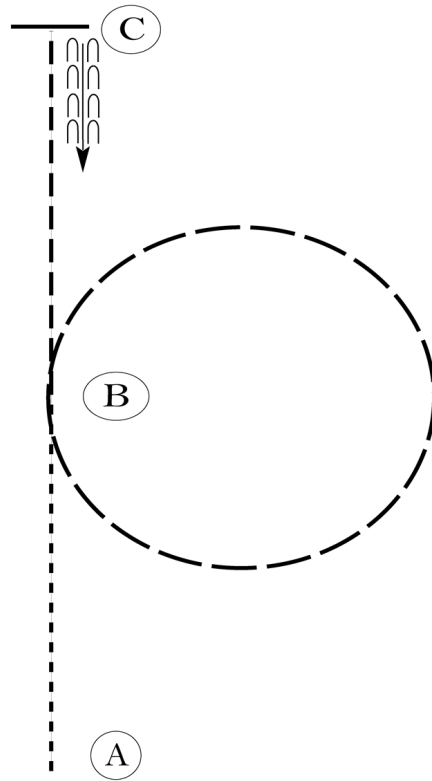
# WPOAC May Madness All Breed Open Show

All Western Horsemanship W/J Classes  
Non-Pro W/J, 19 & Over W/J, 18 & Under W/J, 9 & Under W/J

Show Date: 05-24-2026

W W W . H O R S E S H O W P A T T E R N S . C O M

W W W . H O R S E S H O W P A T T E R N S . C O M



Be ready at A.

1. Walk from A to B.
2. Perform an extended jog circle to the right at B.
3. Slow to a jog at B. Jog to C.
4. Stop at C and back approximately one horse length.

Follow instructions of your ring steward.

Walk	-----
Jog	- - - - -
Extended Jog	- - - - -
Lope	—————
Leg Yield	
Lead Change	— / —
Back	← — — — — — — — — —
Marker	⊙
Sidepass	← — — — — →

[WH/WT-28]

Pattern Provided by:  
*The Judges*

# WPOAC May Madness All Breed Open Show

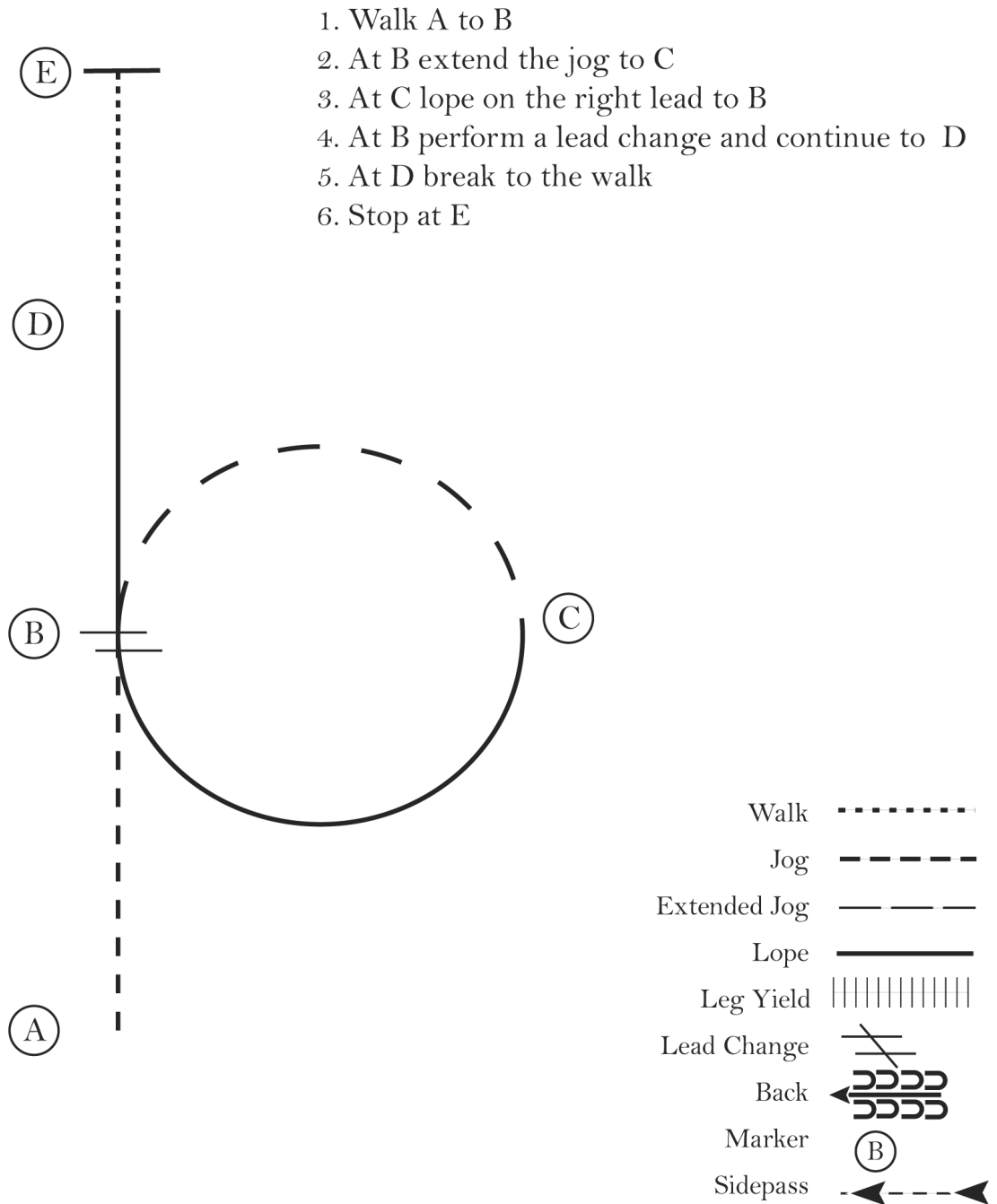
## All Western Horsemanship W/J/L Classes

Non Pro W/J/L, 19 & Over W/J/L, 14-18, 10-13

Show Date: 05-24-2026

www.HorseShowPatterns.com

www.HorseShowPatterns.com



[WH/1-38]

Pattern Provided by:  
*The Judges*

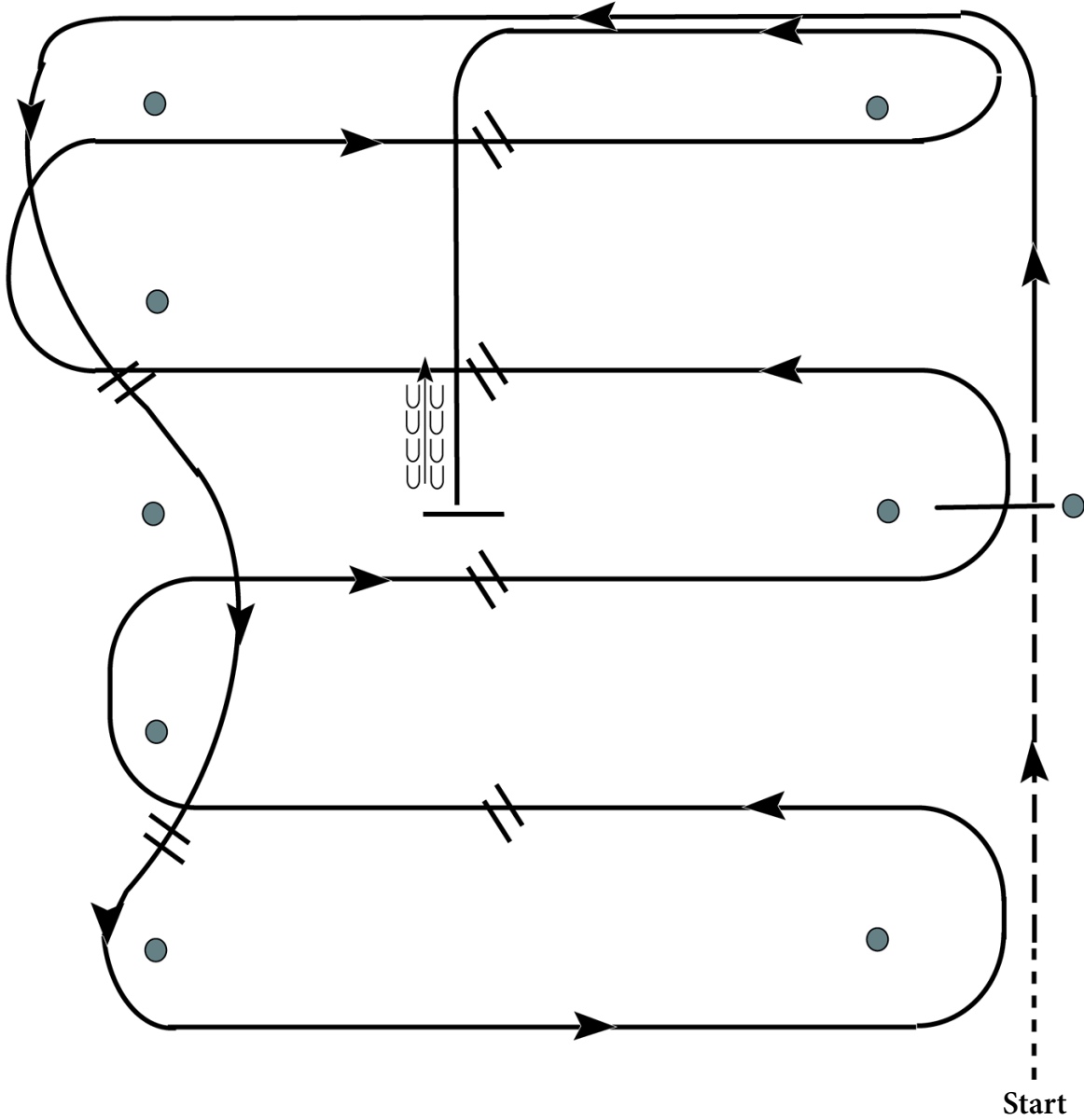
# WPOAC May Madness All Breed Open Show

All Western Riding Classes; 14-18, 10-13, 9 & Under

Show Date: 05-24-2026

www.HorseShowPatterns.com

www.HorseShowPatterns.com



1. Walk at least 15' and jog over log.
2. Transition to left lead and lope around end.
3. First line change.
4. Second line change. Lope around end of arena.
5. First crossing change.
6. Second crossing change.
7. Lope over log.
8. Third crossing change.
9. Fourth crossing change.
10. Lope up the center, stop and back.

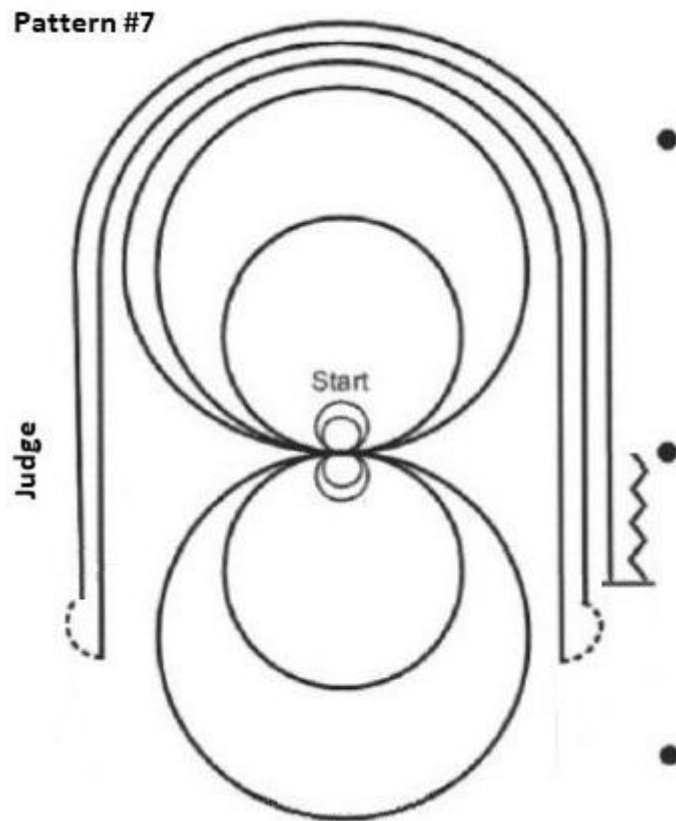
[WH/1-38]

Pattern Provided by:  
*The Judges*

# WPOAC May Madness All Breed Open Show

All Reining Classes; 19 & Over, 14–18, 10–13, 9 & Under

Show Date: 05-24-2026



Begin at the center of the arena, facing the left wall or fence.

1. Complete 2 spins to the right.
2. Complete 2 spins to the left.
3. Starting on the right lead, complete 2 circles to the right, the first circle small and slow, the second large and fast.
4. Change leads at the center of the arena.
5. Complete 2 circles to the left, the first circle small and slow, the second large and fast.
6. Change leads at the center of the arena, and begin a large circle to the right, but do not close the circle. Run straight down the right side of the arena, staying at least 20' from the wall or fence, past the center marker, and do a left rollback, no hesitation.
7. Lope up the right side of the arena, circle the top of the arena and, staying at least 20' from the wall or fence, run down the left side of the arena, past the center marker, and do a right rollback, no hesitation.
8. Lope up the left side of the arena, circle the top of the arena and, staying at least 20' from the wall or fence, run down the right side of the arena, past the center marker, and do a sliding stop.
9. Back to the center marker. Hesitate to demonstrate completion of the pattern.
10. Walk to the judge for inspection and dismissal.

**Pattern Provided by:**

*The Judges*



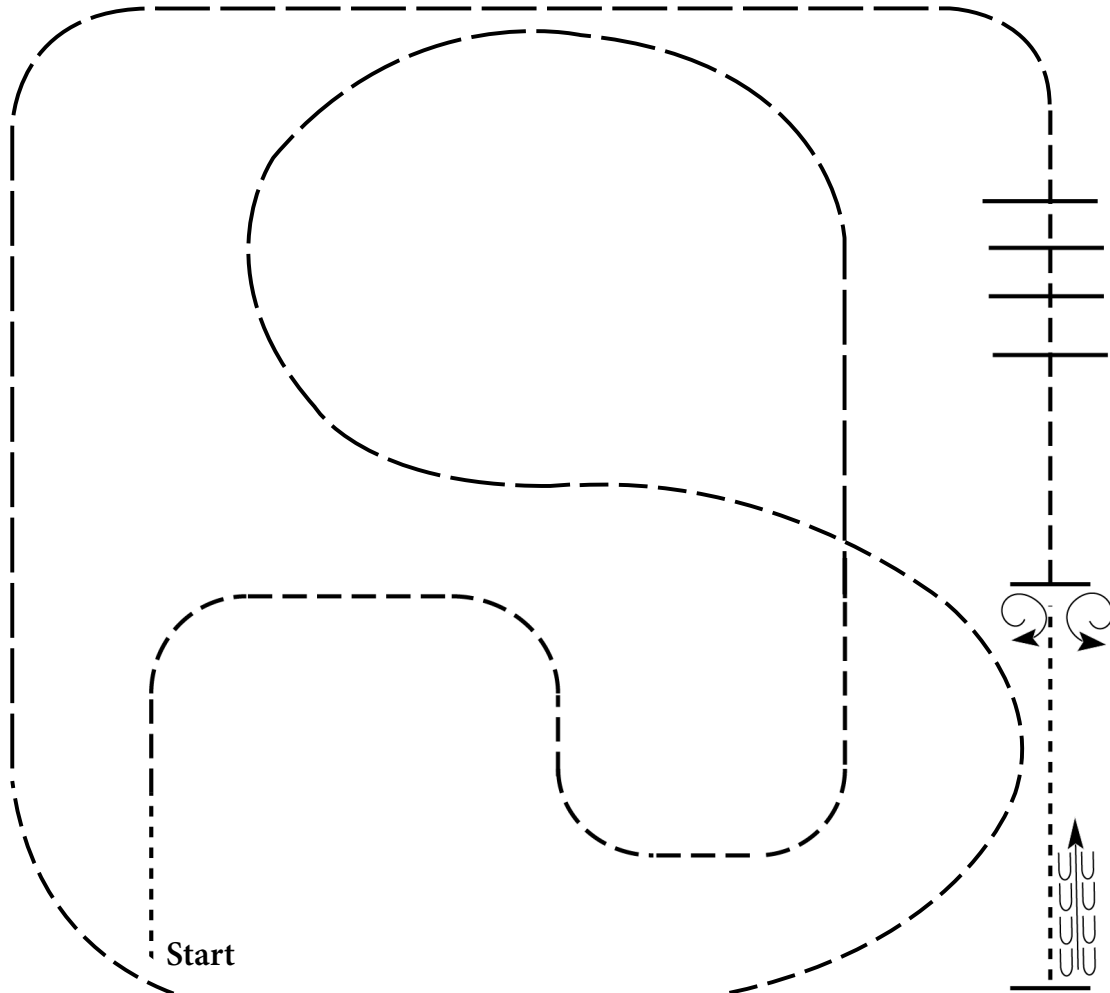
# WPOAC May Madness All Breed Open Show

All Ranch Riding W/T Classes; 19 & Over, 18 & Under

Show Date: 05-24-2026

www.HorseShowPatterns.com

www.HorseShowPatterns.com



1. Walk.
2. Trot serpentine.
3. Extended trot up and around end of arena; continue diagonally across.
4. Collect to a trot halfway across.
5. Continue trot down and around corner.
6. Extend trot on straightaway and around corner
8. Maintain extended trot around corner, collect to a trot before logs.
9. Trot over logs.
10. Stop, 360 degree turn each direction (R-L or L-R)
11. Walk, stop, and back

Walk	-----
Jog	- - - - -
Extended Jog	— — — —
Lope	
Lead Change	— — — — / \
Back	← U U U U
Marker	ⓑ

Pattern Provided by:  
*The Judges*